

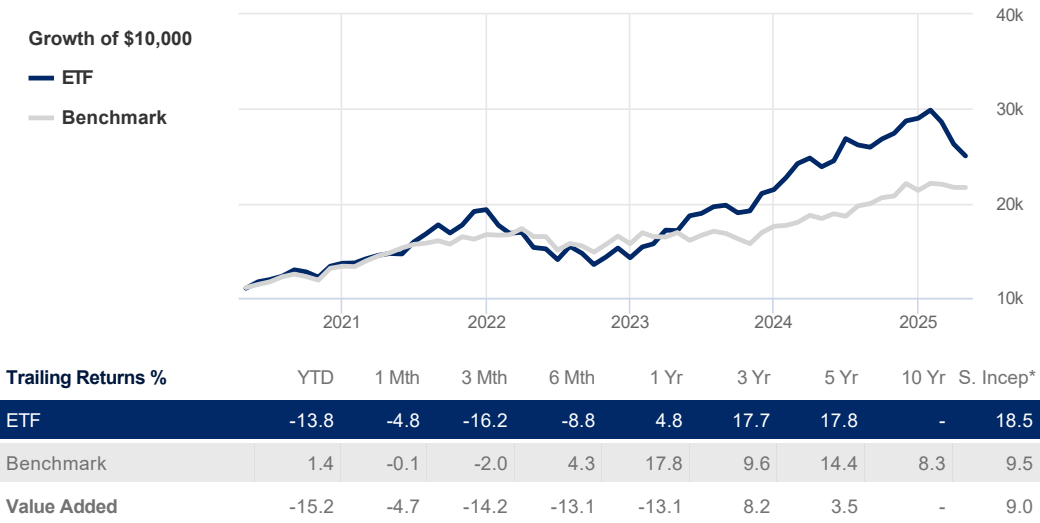
Harvest Tech Achievers Growth & Income ETF (unhedged) (XTSE:HTA.B)

Benchmark S&P/TSX Composite Index TR

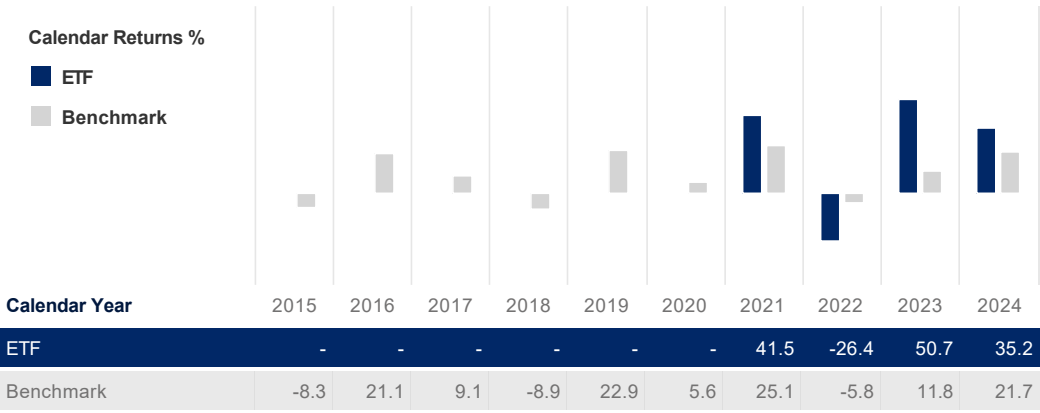
Printed on May 10, 2025

Performance Analysis

April 30, 2025



*Simulated performance since inception on February 27, 2020



Investment Objective

Harvest Tech Achievers Growth & Income ETF's investment objective is to provide Unitholders with (i) the opportunity for capital appreciation; (ii) monthly cash distributions; and (iii) lower overall volatility of the portfolio returns than would otherwise be experienced by owning Equity Securities of Technology Achievers directly.

Statistics

April 30, 2025

	ETF	Benchmark
Annualized Standard Dev	16.8%	10.3%
Fixed Income	ETF	Benchmark
YTM	-	-
Credit Quality	-	-
Average Maturity	-	-

Risk Rating

April 30, 2025

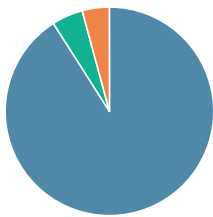
Low	Low to Medium	Medium	Medium to High	High
-----	---------------	--------	----------------	------

The chart above shows the volatility level of the ETF (based on standard deviation of the ETF's total returns since inception).

Portfolio Allocations

April 30, 2025

Asset Allocations



Equity - United States	92.9%
Equity - International	4.9%
Cash & Equivalent	4.3%
Other	-2.1%

Sector Allocations

Sensitive	97.8%
Technology	92.9%
Telecommunication	4.9%
Defensive	4.3%
Cash & Equivalent	4.3%
Other	-2.1%
Other	-2.1%

Top Holdings

Top Holdings	% Assets
Arista Networks Inc - Common	5.07%
Synopsys Inc - Common	5.01%
Palo Alto Networks Inc - Common	5.00%
Accenture PLC - Common Cl A	4.93%
Adobe Inc - Common	4.91%
ServiceNow Inc - Common	4.90%
Motorola Solutions Inc - Common	4.90%
Apple Inc - Common	4.90%
Broadcom Inc - Common	4.90%
NVIDIA Corp - Common	4.89%
Total percentage of top 10 holdings	49.41%
Total number of holdings	24