

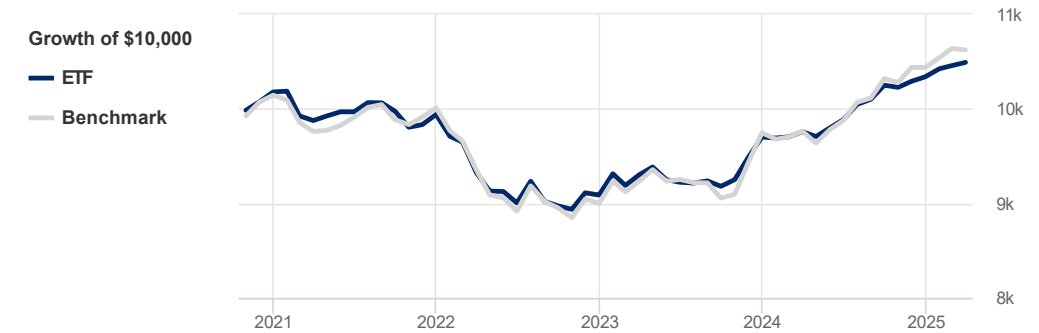
RBC Target 2027 Canadian Corporate Bond Index ETF (XTSE:RQP)

Benchmark ICE BofA Canada Corporate Index TR CAD

Printed on April 26, 2025

Performance Analysis

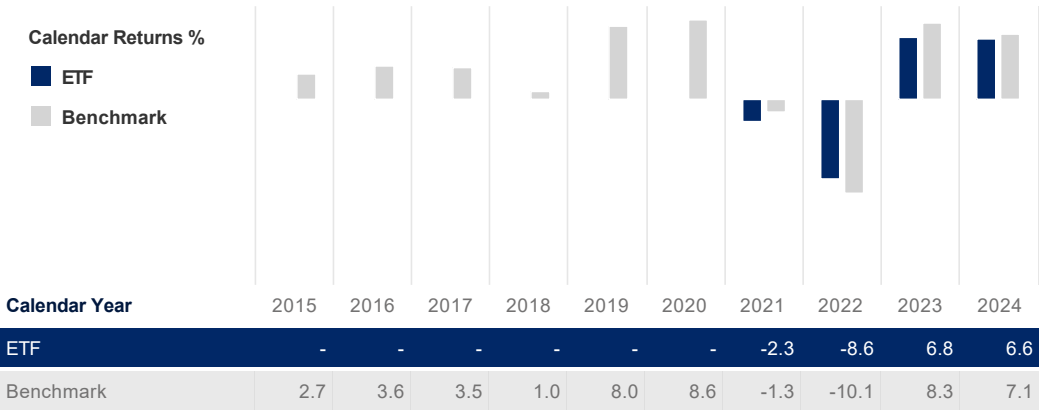
March 31, 2025



Trailing Returns %

	YTD	1 Mth	3 Mth	6 Mth	1 Yr	3 Yr	5 Yr	10 Yr	S. Incep*
ETF	1.5	0.3	1.5	2.4	7.5	4.0	-	-	1.0
Benchmark	1.8	-0.1	1.8	2.9	8.8	4.3	3.2	2.8	3.8
Value Added	-0.3	0.5	-0.3	-0.6	-1.3	-0.3	-	-	-2.8

*Simulated performance since inception on September 17, 2020



Investment Objective

The investment objective of the RBC Target 2027 Corporate Bond Index ETF is to provide income, for a limited period of time ending on the RBC Target 2027 Corporate Bond Index ETF's Termination Date, by replicating, to the extent possible, the investment results that correspond generally to the performance, before the RBC Target 2027 Corporate Bond Index ETF's fees and expenses, of the FTSE Canada 2027 Maturity Corporate Bond Index

Statistics

March 31, 2025

	ETF	Benchmark
Annualized Standard Dev	2.1%	3.5%
Fixed Income	ETF	Benchmark
YTM	3.2%	-
Credit Quality	-	-
Average Maturity	-	-

Risk Rating

March 31, 2025

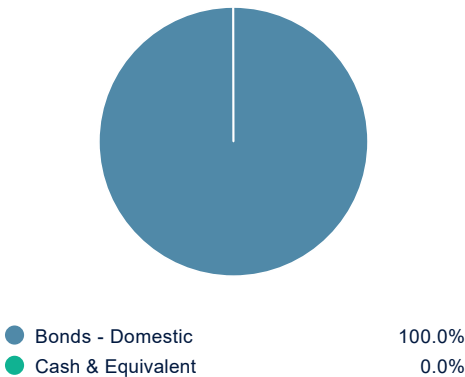
Low	Low to Medium	Medium	Medium to High	High
-----	---------------	--------	----------------	------

The chart above shows the volatility level of the ETF (based on standard deviation of the ETF's total returns since inception).

Portfolio Allocations

December 31, 2024

Asset Allocations



Sector Allocations

Defensive	100.0%
Fixed Income	100.0%
Cash & Equivalent	0.0%

Top Holdings

Top Holdings	% Assets
Bank of Nova Scotia 3.81% 15-Nov-2027	6.72%
Bank of Montreal 4.31% 01-May-2027	5.48%
Federation Csses Desjardins Qc 4.41% 19-May-2027	5.38%
Toronto-Dominion Bank 5.38% 21-Oct-2027	5.13%
Canadian Imperial Bank Commrce 5.05% 07-Oct-2027	4.87%
Canadian Imperial Bank Commrce 2.25% 07-Jan-2027	3.34%
Enbridge Inc 5.70% 10-Oct-2027	3.34%
Sun Life Financial Inc 2.58% 10-May-2027	3.17%
Manulife Bank of Canada 2.86% 16-Feb-2027	3.13%
Royal Bank of Canada 2.33% 28-Jan-2027	3.13%
Total percentage of top 10 holdings	43.69%
Total number of holdings	34