

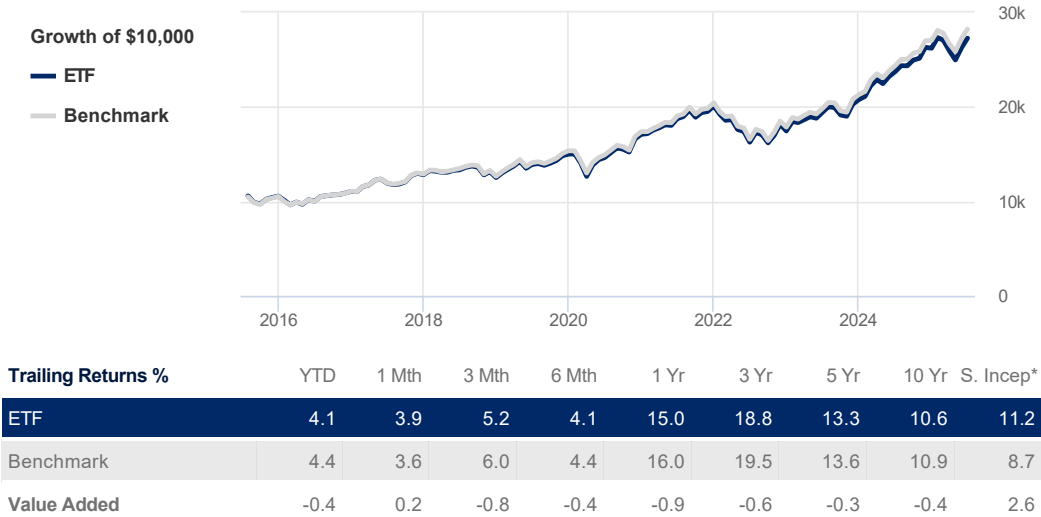
# Vanguard FTSE Global All Cap ex Canada Index ETF (XTSE:VXC)

Benchmark Dow Jones Global TR Index (C\$)

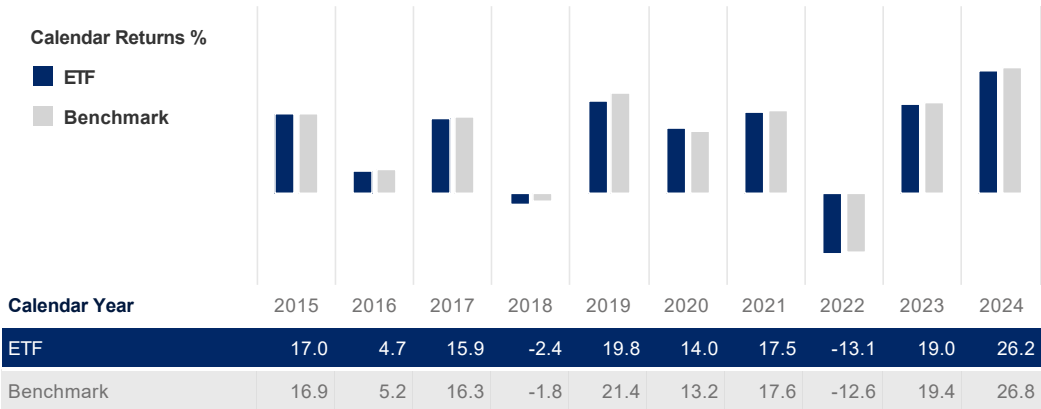
Printed on July 21, 2025

## Performance Analysis

June 30, 2025



\*Simulated performance since inception on June 30, 2014



## Investment Objective

Vanguard FTSE Global All Cap ex Canada Index ETF seeks to track, to the extent reasonably possible and before fees and expenses, the performance of a broad global equity index that focuses on developed and emerging markets, excluding Canada. Currently, this Vanguard ETF seeks to track the FTSE Global All Cap ex Canada China A Inclusion Index (or any successor thereto).

## Statistics

June 30, 2025

	ETF	Benchmark
Annualized Standard Dev	11.0%	10.4%
Fixed Income	ETF	Benchmark
YTM	4.2%	-
Credit Quality	-	-
Average Maturity	-	-

## Risk Rating

June 30, 2025

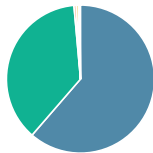
Low	Low to Medium	Medium	Medium to High	High
-----	---------------	--------	----------------	------

The chart above shows the volatility level of the ETF (based on standard deviation of the ETF's total returns since inception).

## Portfolio Allocations

May 31, 2025

### Asset Allocations



Equity - United States	61.3%
Equity - International	37.2%
Cash & Equivalent	0.5%
Other	0.5%
Income Unit Trust	0.3%
Others	0.1%

### Sector Allocations

<b>Sensitive</b>	<b>52.8%</b>
Technology	27.3%
Consumer Services	8.6%
Industrial Goods	7.2%
Industrial Services	3.8%
Energy	3.5%
Telecommunication	2.4%
<b>Cyclical</b>	<b>24.3%</b>
Financial Services	17.0%
Real Estate	4.0%
Basic Material	3.3%
<b>Defensive</b>	<b>22.0%</b>
Health Care	9.7%
Consumer Goods	9.1%
Utilities	2.8%
Cash & Equivalent	0.5%
<b>Other</b>	<b>0.9%</b>
Other	0.9%

### Top Holdings

Top Holdings	% Assets
Vanguard Large Cap ETF	56.82%
Vanguard FTSE Dev All Cap ex NA Index ETF (VIU)	26.22%
Vanguard Emerging Markets Stock Index ETF (VWO)	10.40%
Vanguard Small-Cap Index ETF (VB)	6.55%
<b>Total percentage of top 10 holdings</b>	<b>99.99%</b>
<b>Total number of holdings</b>	<b>4</b>

