

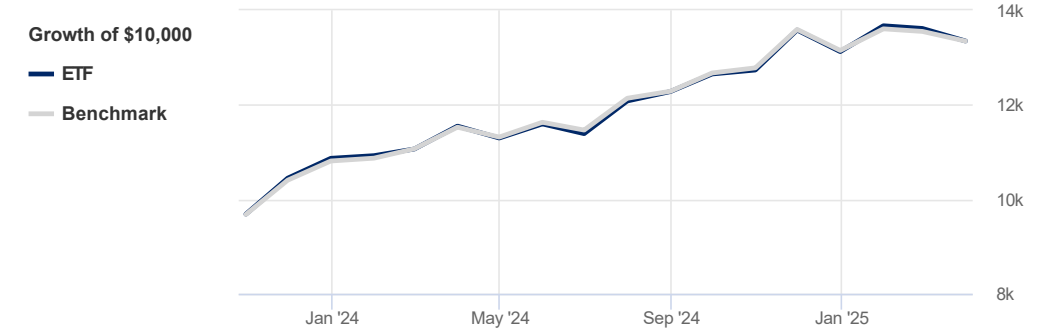
BMO S&P/TSX 60 Index ETF (XTSE:ZIU)

Benchmark S&P/TSX Composite Index TR

Printed on May 5, 2025

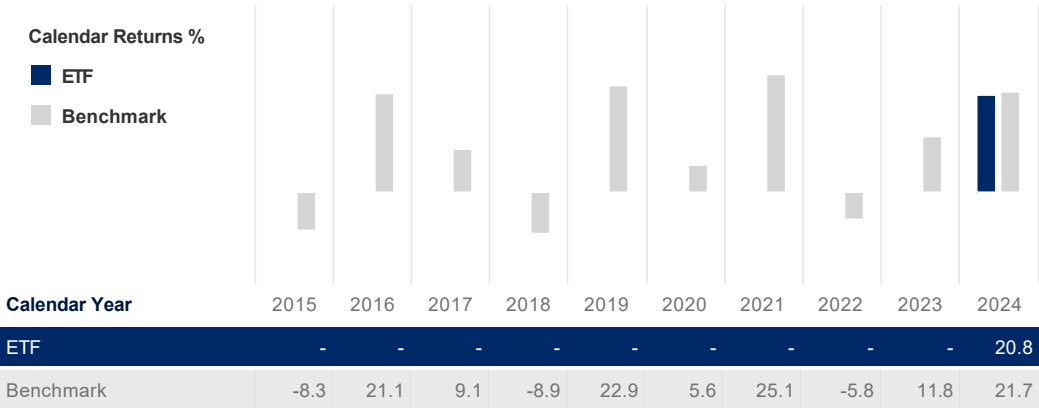
Performance Analysis

March 31, 2025



Trailing Returns %	YTD	1 Mth	3 Mth	6 Mth	1 Yr	3 Yr	5 Yr	10 Yr	S. Incep*
ETF	1.7	-1.9	1.7	5.5	15.6	-	-	-	21.7
Benchmark	1.5	-1.5	1.5	5.3	15.8	7.8	16.8	8.5	9.5
Value Added	0.2	-0.4	0.2	0.2	-0.2	-	-	-	12.1

*Simulated performance since inception on September 27, 2023



Investment Objective

BMO S&P/TSX 60 Index ETF seeks to replicate, to the extent possible, the performance of a Canadian equity index, net of expenses. Currently, BMO S&P/TSX 60 Index ETF seeks to replicate the performance of the S&P/TSX 60 Index. The S&P/TSX 60 Index is a float adjusted market capitalization-weighted index which seeks to measure the large-cap segment of the Canadian equity market and is structured to reflect the sector weights of the S&P/TSX Composite.

Statistics

March 31, 2025

	ETF	Benchmark
Annualized Standard Dev	11.5%	10.8%
Fixed Income	ETF	Benchmark
YTM	-	-
Credit Quality	-	-
Average Maturity	-	-

Risk Rating

March 31, 2025

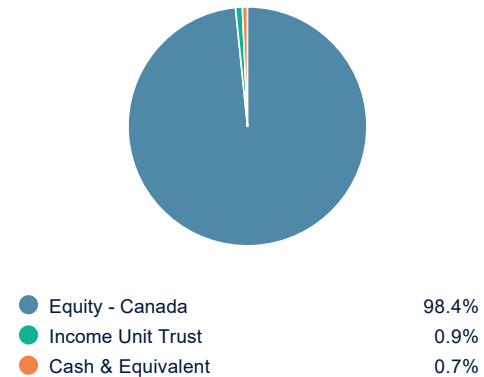
Low	Low to Medium	Medium	Medium to High	High
-----	---------------	--------	----------------	------

The chart above shows the volatility level of the ETF (based on standard deviation of the ETF's total returns since inception).

Portfolio Allocations

March 31, 2025

Asset Allocations



Sector Allocations

Cyclical	49.3%
Financial Services	35.5%
Basic Material	12.1%
Real Estate	1.7%
Sensitive	46.6%
Energy	16.3%
Technology	10.2%
Industrial Services	10.0%
Consumer Services	6.9%
Telecommunication	2.6%
Industrial Goods	0.7%
Defensive	4.1%
Utilities	2.5%
Consumer Goods	1.0%
Cash & Equivalent	0.7%

Top Holdings

Top Holdings	% Assets
Royal Bank of Canada - Common	7.92%
Shopify Inc - Common Cl A	5.75%
Toronto-Dominion Bank - Common	5.21%
Enbridge Inc - Common	4.79%
Brookfield Corp - Common Cl A	3.73%
Bank of Montreal - Common	3.46%
Canadian Pacific Kansas City Ltd - Common	3.26%
Canadian Natural Resources Ltd - Common	3.21%
Constellation Software Inc - Common	3.11%
Bank of Nova Scotia - Common	2.93%
Total percentage of top 10 holdings	43.37%
Total number of holdings	62