

Scotia Selected Balanced Income Portfolio - Ser A (BNS340)

Benchmark Funddata Canadian Balanced - Fixed Income Focus Idx

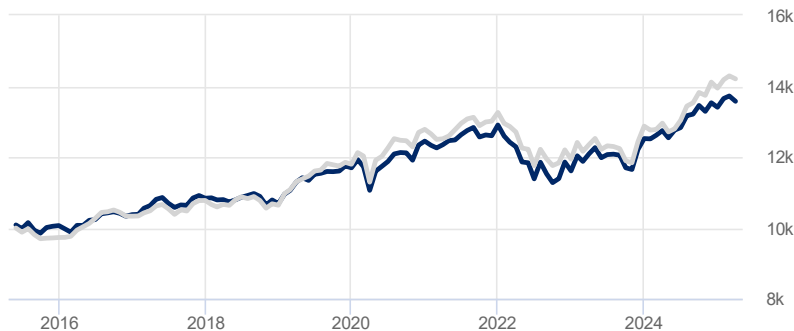
Printed on May 5, 2025

Performance Analysis

March 31, 2025

Growth of \$10,000

— Fund
— Benchmark



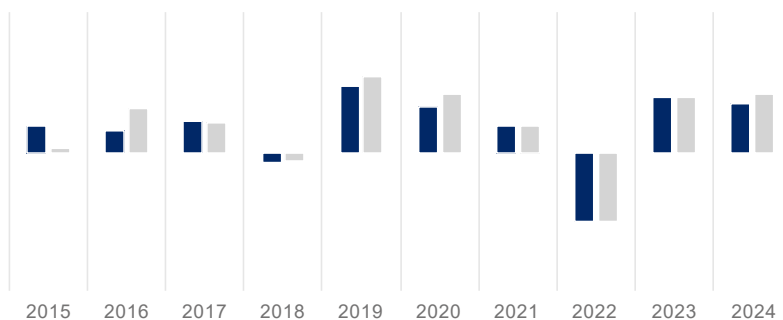
Trailing Returns %

	YTD	1 Mth	3 Mth	6 Mth	1 Yr	3 Yr	5 Yr	10 Yr	S. Incep*
Fund	1.3	-1.1	1.3	0.9	6.5	3.4	4.2	3.0	4.0
Benchmark	1.9	-0.6	1.9	2.8	9.6	3.8	4.7	3.5	5.5
Value Added	-0.6	-0.5	-0.6	-1.9	-3.2	-0.4	-0.5	-0.6	-1.5

*Simulated performance since inception on April 29, 2003

Calendar Returns %

■ Fund
■ Benchmark



Calendar Year

	2015	2016	2017	2018	2019	2020	2021	2022	2023	2024
Fund	3.8	3.1	4.5	-1.4	9.5	6.4	3.7	-10.0	7.9	7.1
Benchmark	0.6	6.2	4.3	-1.3	10.9	8.3	3.7	-9.9	7.8	8.3

Investment Objective

The portfolio's objective is to achieve a balance of current income and long term capital appreciation, with a bias towards income. It invests primarily in a diversified mix of equity and income mutual funds managed by us and by other mutual fund managers.

Statistics

March 31, 2025

	Fund	Benchmark
Annualized Standard Dev	5.1%	5.5%
Fixed Income	Fund	Benchmark
YTM	3.8%	-
Credit Quality	-	-
Average Maturity	-	-

Risk Rating

March 31, 2025

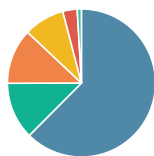
Low	Medium	High
-----	--------	------

The chart above shows the volatility level of the fund (based on standard deviation of the fund's total returns since inception).

Portfolio Allocations

February 28, 2025

Asset Allocations



Bonds - Domestic	62.5%
Equity - United States	12.5%
Equity - International	12.1%
Equity - Canada	8.9%
Cash & Equivalent	3.2%
Others	0.9%

Sector Allocations

Defensive	74.0%
Fixed Income	63.0%
Consumer Goods	3.4%
Health Care	3.4%
Cash & Equivalent	3.2%
Utilities	1.0%
Sensitive	13.7%
Technology	4.9%
Consumer Services	2.9%
Industrial Services	2.2%
Energy	1.8%
Industrial Goods	1.7%
Telecommunication	0.2%
Cyclical	9.6%
Financial Services	6.6%
Real Estate	1.6%
Basic Material	1.3%
Other	2.8%
Mutual Fund	2.7%
Other	0.1%

Top Holdings

Top Holdings	% Assets
Dynamic Total Return Bond Fund Series O	20.05%
Dynamic Canadian Bond Fund Series O	16.04%
Scotia Canadian Income Fund Series I	16.02%
Scotia Global Dividend Fund Series A	13.93%
Scotia Wealth Canadian Corporate Bond Pool K	9.72%
Scotia Global Equity Fund Series A	7.89%
Scotia Canadian Dividend Fund Series A	5.47%
Dynamic High Yield Bond Fund Series O	3.23%
Scotia Canadian Growth Fund Series A	3.14%
Dynamic Dividend Advantage Fund Series O	1.97%
Total percentage of top 10 holdings	97.46%
Total number of holdings	14