

CIBC Canadian Resources Fund Class A (CIB493)

Benchmark Fundata Natural Resources Index

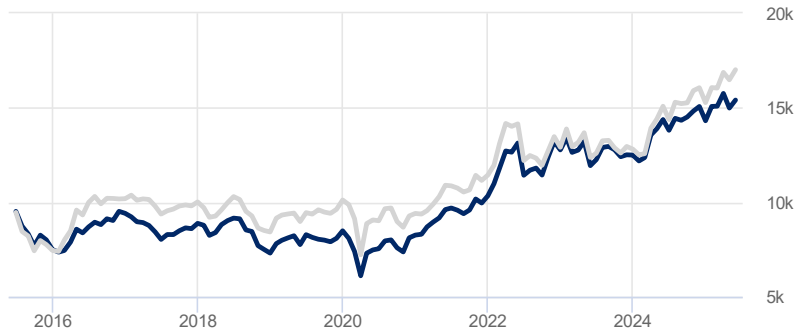
Printed on June 12, 2025

Performance Analysis

May 31, 2025

Growth of \$10,000

— Fund
— Benchmark



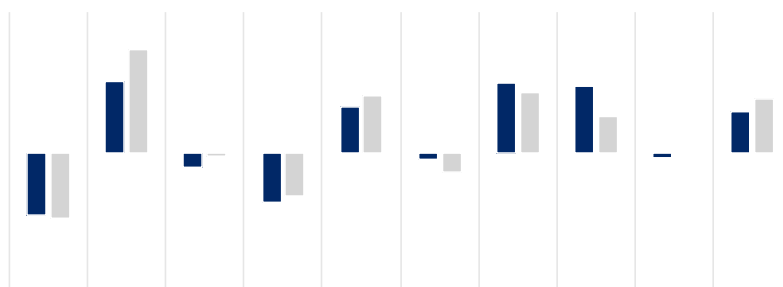
Trailing Returns %

	YTD	1 Mth	3 Mth	6 Mth	1 Yr	3 Yr	5 Yr	10 Yr	S. Incep*
Fund	7.7	2.8	2.2	2.3	7.2	5.5	15.6	4.4	2.5
Benchmark	11.4	3.2	6.1	5.9	12.8	6.3	13.4	5.5	5.5
Value Added	-3.7	-0.4	-3.9	-3.7	-5.7	-0.9	2.1	-1.0	-3.1

*Simulated performance since inception on August 21, 1995

Calendar Returns %

■ Fund
■ Benchmark



Calendar Year

Fund	-22.4	25.6	-5.6	-17.7	16.1	-2.7	25.1	23.5	-2.1	14.5
Benchmark	-23.8	36.7	-1.7	-15.9	20.1	-7.0	21.6	12.9	-0.8	19.2

Investment Objective

To provide long-term growth through capital appreciation by investing primarily in a diversified portfolio of securities of Canadian companies involved in or indirectly dependent on the Canadian natural resource industries.

Statistics

May 31, 2025

	Fund	Benchmark
Annualized Standard Dev	12.7%	13.3%
Fixed Income	Fund	Benchmark
YTM	2.6%	-
Credit Quality	-	-
Average Maturity	-	-

Risk Rating

May 31, 2025

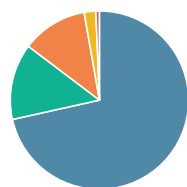
Low	Medium	High
-----	--------	------

The chart above shows the volatility level of the fund (based on standard deviation of the fund's total returns since inception).

Portfolio Allocations

December 31, 2024

Asset Allocations



Equity - Canada	71.5%
Equity - United States	13.8%
Equity - International	11.9%
Cash & Equivalent	2.1%
Income Unit Trust	0.7%

Sector Allocations

Cyclical	50.2%
Basic Material	50.2%
Sensitive	45.7%
Energy	45.1%
Industrial Goods	0.7%
Defensive	4.1%
Cash & Equivalent	2.1%
Consumer Goods	2.0%
Other	0.0%
Other	0.0%

Top Holdings

Top Holdings	% Assets
Enbridge Inc - Common	9.59%
Canadian Natural Resources Ltd - Common	7.05%
Agnico Eagle Mines Ltd - Common	6.75%
Suncor Energy Inc - Common	5.13%
Teck Resources Ltd - Common CI B	3.80%
Exxon Mobil Corp - Common	3.59%
Linde PLC - Common	3.39%
TC Energy Corp - Common	3.10%
Wheaton Precious Metals Corp - Common	3.05%
Alamos Gold Inc - Common CI A	2.76%
Total percentage of top 10 holdings	48.21%
Total number of holdings	65