

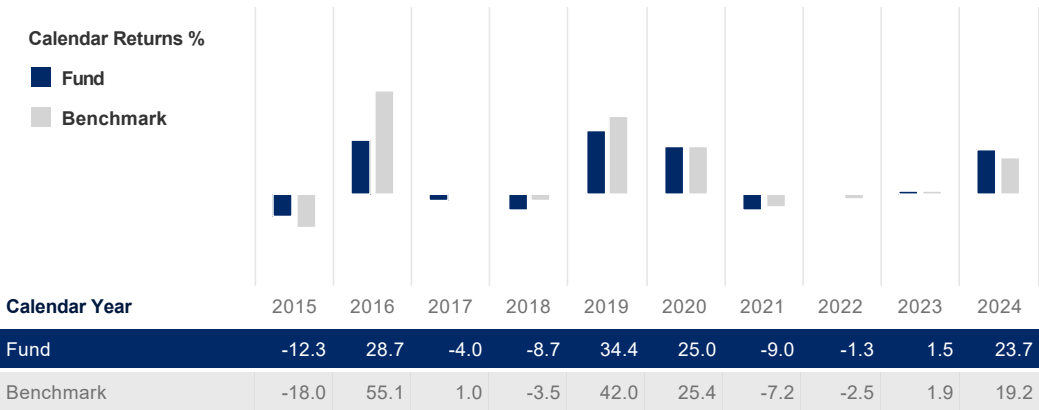
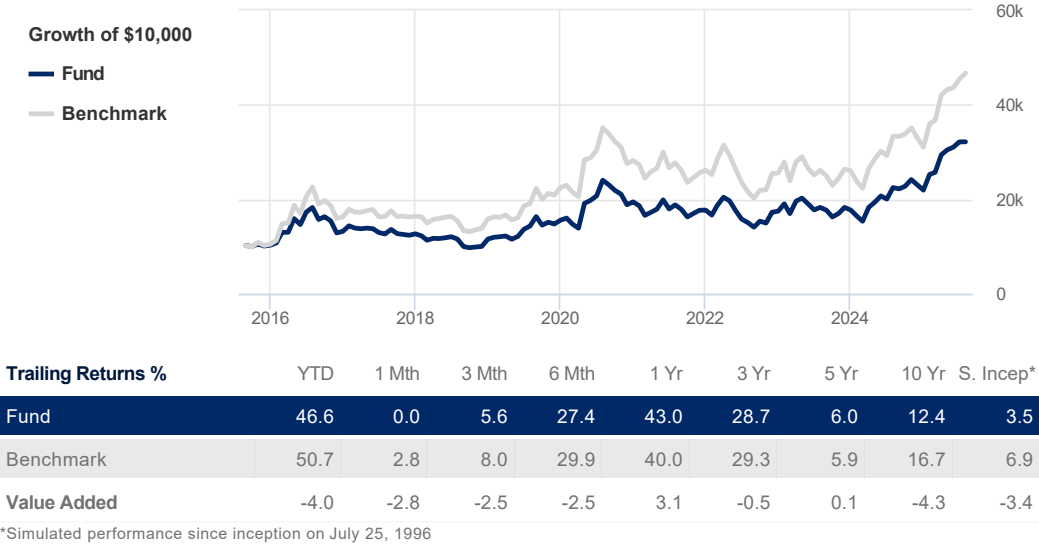
# CIBC Precious Metals Fund Class A (CIB497)

Benchmark Dow Jones Precious Metals TR Index (C\$)

Printed on August 16, 2025

## Performance Analysis

July 31, 2025



## Investment Objective

To provide long-term growth through capital appreciation by investing primarily in Canadian companies directly or indirectly involved in the precious metals sector and directly in precious metals in the form of bullion, coins, or certificates.

## Statistics

July 31, 2025

	Fund	Benchmark
Annualized Standard Dev	21.9%	23.0%
Fixed Income	Fund	Benchmark
YTM	2.7%	-
Credit Quality	-	-
Average Maturity	-	-

## Risk Rating

July 31, 2025

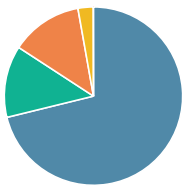
Low	Medium	High
-----	--------	------

The chart above shows the volatility level of the fund (based on standard deviation of the fund's total returns since inception).

## Portfolio Allocations

December 31, 2024

### Asset Allocations



Equity - Canada	71.2%
Equity - International	13.0%
Equity - United States	13.0%
Cash & Equivalent	2.8%
Other	0.0%

### Sector Allocations

Cyclical	97.2%
Basic Material	97.2%
Defensive	2.8%
Cash & Equivalent	2.8%

### Top Holdings

Top Holdings	% Assets
Kinross Gold Corp - Common	9.65%
Alamos Gold Inc - Common Cl A	9.34%
Agnico Eagle Mines Ltd - Common	9.34%
Wheaton Precious Metals Corp - Common	8.95%
Pan American Silver Corp - Common	7.69%
Barrick Gold Corp - Common	6.79%
Osisko Gold Royalties Ltd - Common	6.25%
Newmont Corp - Common	6.03%
Anglogold Ashanti Plc	4.15%
Royal Gold Inc - Common	3.80%
Total percentage of top 10 holdings	71.99%
Total number of holdings	35