

# CIBC Managed Growth Portfolio Class A (CIB839)

Benchmark Fundata Global Balanced - Equity Focus Index

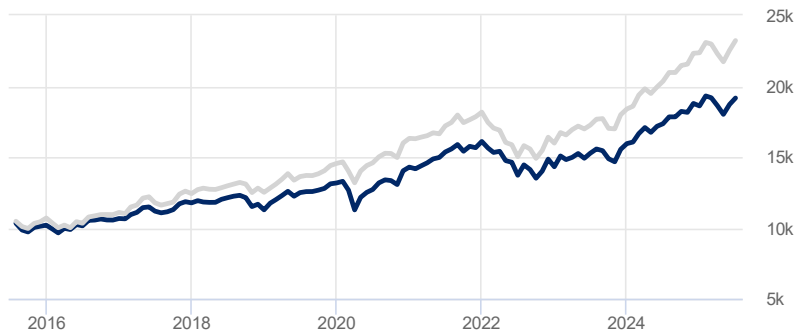
Printed on July 25, 2025

## Performance Analysis

June 30, 2025

### Growth of \$10,000

— Fund  
— Benchmark



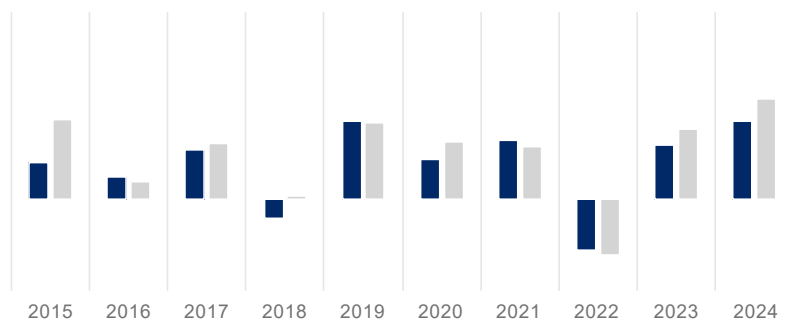
### Trailing Returns %

	YTD	1 Mth	3 Mth	6 Mth	1 Yr	3 Yr	5 Yr	10 Yr	S. Incep*
Fund	3.0	2.4	2.9	3.0	10.5	11.8	8.6	6.7	4.9
Benchmark	3.9	3.0	4.2	3.9	14.1	15.6	9.7	8.8	6.6
Value Added	-0.9	-0.6	-1.3	-0.9	-3.7	-3.8	-1.2	-2.1	-1.6

\*Simulated performance since inception on February 1, 2002

### Calendar Returns %

■ Fund  
■ Benchmark



### Calendar Year

Fund	7.7	4.6	10.4	-4.2	16.8	8.5	12.7	-11.1	11.4	16.7
Benchmark	17.0	3.7	12.0	0.7	16.3	12.2	11.3	-12.0	15.1	21.6

## Investment Objective

The Portfolio will attempt to create a diversified portfolio by allocating its investments across a balanced blend of asset classes. Within the asset classes, the Portfolio will invest primarily in Mutual Funds including savings, income, and growth funds. The Portfolio will focus primarily on long-term capital growth with a secondary focus on modest income generation.

## Statistics

June 30, 2025

	Fund	Benchmark
Annualized Standard Dev	8.8%	8.2%
Fixed Income	Fund	Benchmark
YTM	4.6%	-
Credit Quality	-	-
Average Maturity	-	-

## Risk Rating

June 30, 2025

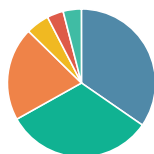
Low	Medium	High
-----	--------	------

The chart above shows the volatility level of the fund (based on standard deviation of the fund's total returns since inception).

## Portfolio Allocations

December 31, 2024

### Asset Allocations



Equity - United States	34.6%
Equity - International	32.3%
Equity - Canada	20.4%
Bonds - Foreign	5.1%
Bonds - Domestic	3.6%
Others	4.0%

### Sector Allocations

<b>Sensitive</b>	<b>47.2%</b>
Technology	21.2%
Industrial Goods	6.3%
Industrial Services	6.0%
Consumer Services	5.8%
Energy	5.6%
Telecommunication	2.2%
<b>Cyclical</b>	<b>26.4%</b>
Financial Services	19.2%
Basic Material	4.9%
Real Estate	2.3%
<b>Defensive</b>	<b>26.2%</b>
Fixed Income	8.9%
Health Care	6.2%
Consumer Goods	5.9%
Utilities	2.6%
Cash & Equivalent	2.5%
<b>Other</b>	<b>0.2%</b>
Mutual Fund	0.1%
Other	0.1%

### Top Holdings

Top Holdings	% Assets
CIBC U.S. Equity Fund Class A	19.45%
CIBC U.S. Broad Market Index Fund Class A	13.01%
CIBC Canadian Equity Value Fund Class A	12.13%
Renaissance Canadian Growth Fund Class O	11.15%
CIBC European Equity Fund Class A	9.59%
CIBC International Equity Fund Class O	9.09%
CIBC Emerging Markets Fund Class A	6.94%
CIBC Asia Pacific Fund Class A	4.98%
CIBC U.S. Small Companies Fund Class A	3.55%
CIBC Canadian Bond Fund Class A	2.53%
<b>Total percentage of top 10 holdings</b>	<b>92.42%</b>
<b>Total number of holdings</b>	<b>19</b>