

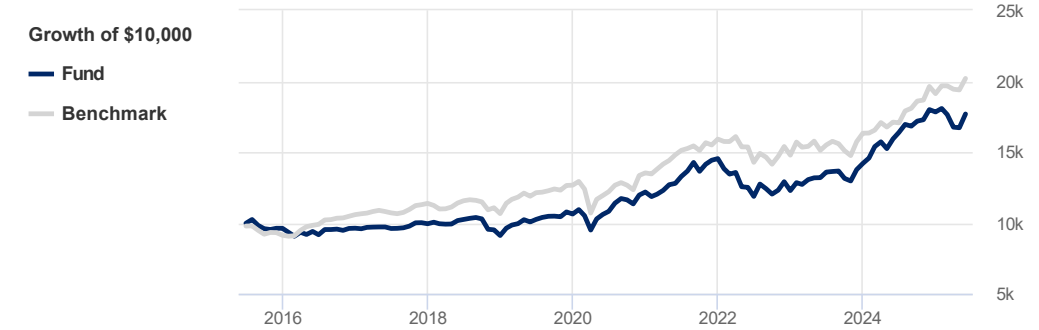
Dynamic Power Balanced Fund Series A (DYN001)

Benchmark Fundata Canadian Balanced - Equity Focus Index

Printed on June 23, 2025

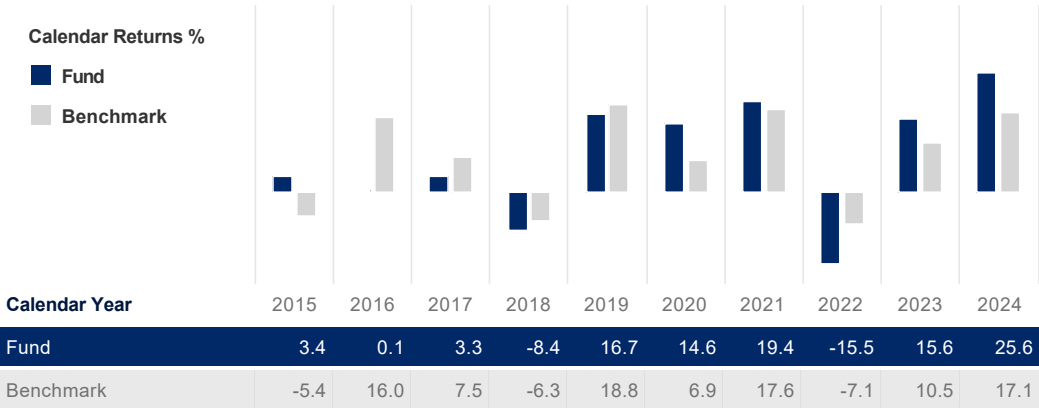
Performance Analysis

May 31, 2025



Trailing Returns %	YTD	1 Mth	3 Mth	6 Mth	1 Yr	3 Yr	5 Yr	10 Yr	S. Incep*
Fund	-0.8	5.8	0.2	-1.7	11.0	12.2	10.8	5.9	7.1
Benchmark	5.6	4.2	2.7	2.9	18.0	9.6	11.1	7.3	7.4
Value Added	-6.4	1.6	-2.4	-4.6	-7.0	2.7	-0.3	-1.4	-0.3

*Simulated performance since inception on July 24, 1998



Investment Objective

Dynamic Power Balanced Fund seeks to maximize long-term capital appreciation in a manner that outperforms the Fund's benchmark primarily by investing in both equity and fixed income securities with the goal of achieving a 50/50 balance. Before a fundamental change is made to the investment objective of the Fund, the prior approval of unitholders is required. This approval must be given by a resolution passed by a majority of the votes cast at a meeting of unitholders

Statistics

May 31, 2025

	Fund	Benchmark
Annualized Standard Dev	10.4%	8.8%
Fixed Income	Fund	Benchmark
YTM	3.9%	-
Credit Quality	-	-
Average Maturity	-	-

Risk Rating

May 31, 2025

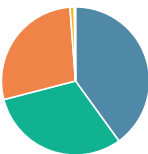
Low	Medium	High
-----	---------------	------

The chart above shows the volatility level of the fund (based on standard deviation of the fund's total returns since inception).

Portfolio Allocations

December 31, 2024

Asset Allocations



Equity - Canada	40.0%
Bonds - Domestic	30.9%
Equity - United States	27.8%
Cash & Equivalent	0.9%
Bonds - Foreign	0.2%
Others	0.0%

Sector Allocations

Sensitive	43.6%
Technology	20.5%
Consumer Services	13.3%
Industrial Services	8.2%
Energy	1.5%
Defensive	33.1%
Fixed Income	31.3%
Cash & Equivalent	0.9%
Health Care	0.9%
Cyclical	23.3%
Financial Services	17.1%
Basic Material	3.3%
Real Estate	2.9%

Top Holdings

Top Holdings	% Assets
NVIDIA Corp - Common	7.34%
National Bank of Canada - Common	5.11%
Intact Financial Corp - Common	4.30%
TFI International Inc - Common	4.15%
Alphabet Inc - Common CI C	3.65%
Dollarama Inc - Common	3.65%
Brookfield Corp - Common CI A	3.43%
Microsoft Corp - Common	3.37%
Canada Housing Trust No 1 4.25% 15-Mar-2034	3.35%
Canadian Pacific Kansas City Ltd - Common	2.77%
Total percentage of top 10 holdings	41.12%
Total number of holdings	177