

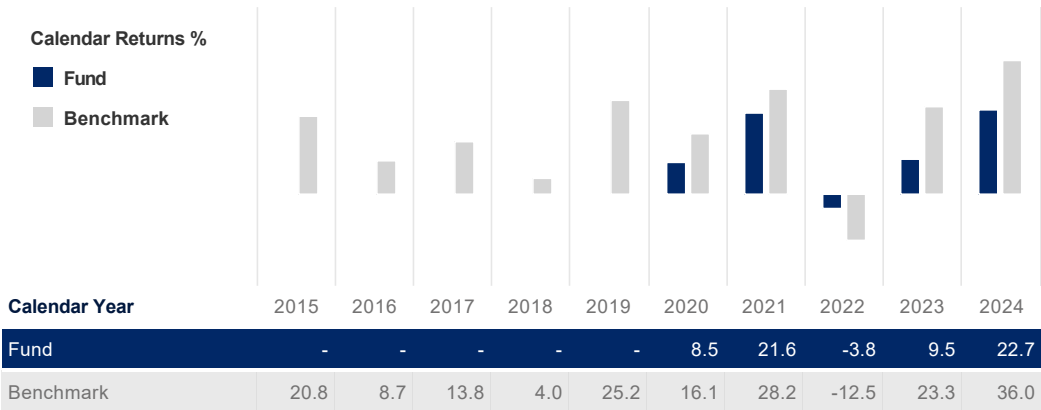
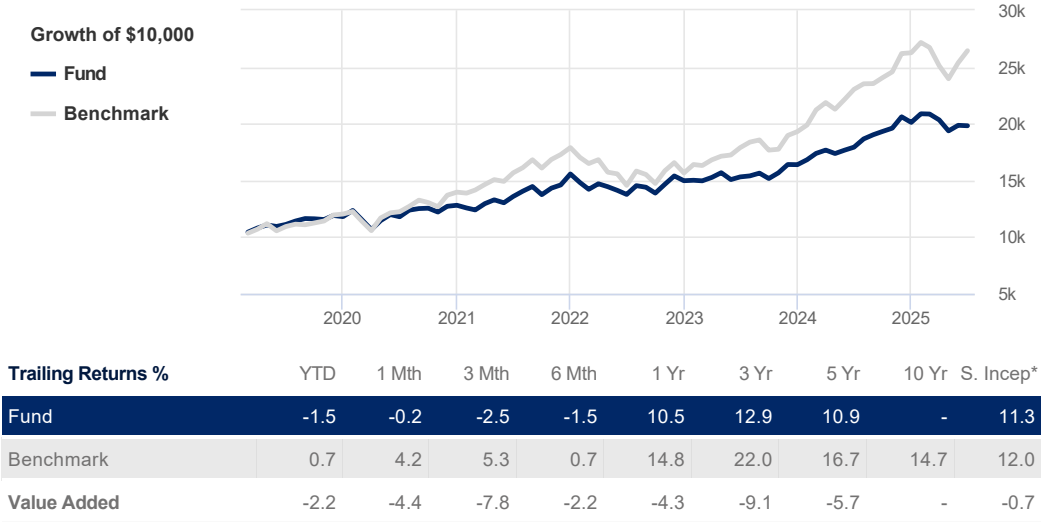
Fidelity U.S. Low Volatility ETF Fund B (FID6521)

Benchmark S&P 500 Total Return Index C\$

Printed on August 11, 2025

Performance Analysis

June 30, 2025



Investment Objective

The Fund seeks a similar return to its underlying fund, which is also managed by Fidelity, by investing substantially all of its assets in securities of that underlying fund. The underlying fund seeks to replicate, to the extent reasonably possible and before fees and expenses, the performance of the Fidelity Canada U.S. Low Volatility Index.

Statistics

June 30, 2025

	Fund	Benchmark
Annualized Standard Dev	10.3%	13.4%
Fixed Income	Fund	Benchmark
YTM	4.3%	-
Credit Quality	-	-
Average Maturity	-	-

Risk Rating

June 30, 2025

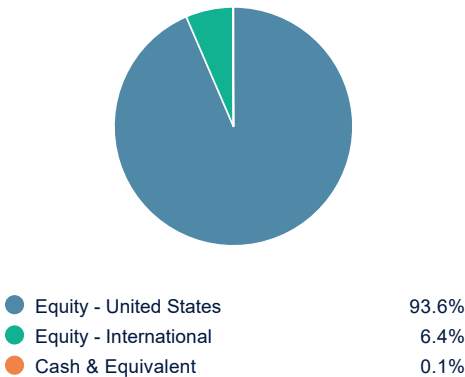
Low	Medium	High
-----	--------	------

The chart above shows the volatility level of the fund (based on standard deviation of the fund's total returns since inception).

Portfolio Allocations

March 31, 2025

Asset Allocations



Sector Allocations

Sensitive	44.2%
Technology	22.1%
Industrial Services	9.1%
Industrial Goods	8.6%
Consumer Services	3.3%
Telecommunication	1.1%
Defensive	28.8%
Consumer Goods	14.7%
Utilities	10.2%
Health Care	3.8%
Cash & Equivalent	0.1%
Cyclical	26.9%
Basic Material	9.6%
Real Estate	9.4%
Financial Services	7.9%
Other	0.2%
Other	0.2%

Top Holdings

Top Holdings	% Assets
Duke Energy Corp - Common	5.23%
Linde PLC - Common	5.18%
Agree Realty Corp - Common	5.11%
Xcel Energy Inc - Common	4.99%
Apple Inc - Common	4.98%
Aptargroup Inc - Common	4.38%
Equinix Inc - Common	4.33%
Microsoft Corp - Common	4.18%
Philip Morris International Inc - Common	3.07%
Coca-Cola Co - Common	2.96%
Total percentage of top 10 holdings	44.41%
Total number of holdings	99