

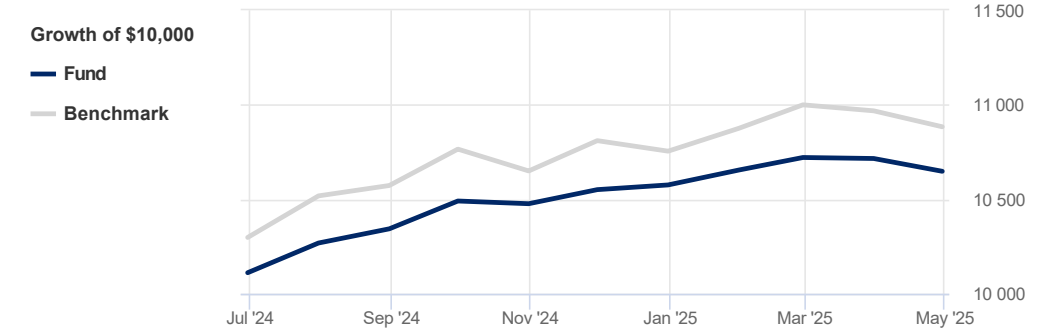
# Manulife Alternative Opportunities Fund E (MMF2000)

Benchmark ICE BofA Canada Broad Market Index TR CAD

Printed on May 15, 2025

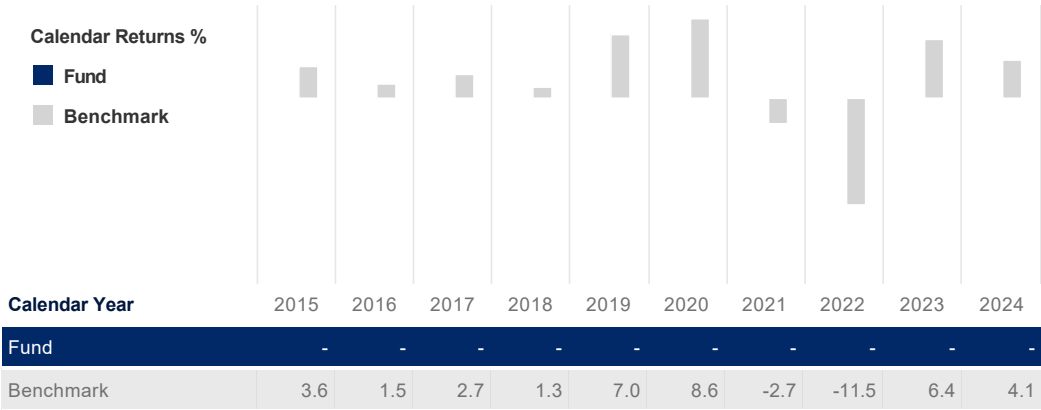
## Performance Analysis

April 30, 2025



Trailing Returns %	YTD	1 Mth	3 Mth	6 Mth	1 Yr	3 Yr	5 Yr	10 Yr	S. Incep*
Fund	0.7	-0.6	-0.1	1.6	-	-	-	-	6.7
Benchmark	1.2	-0.8	0.1	2.2	8.8	3.2	-0.1	1.8	4.3
Value Added	-0.5	0.1	-0.1	-0.6	-	-	-	-	2.4

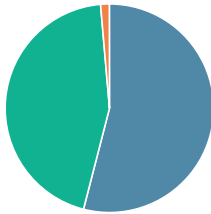
\*Simulated performance since inception on May 13, 2024



## Portfolio Allocations

March 31, 2025

### Asset Allocations



Bonds - Domestic	54.5%
Bonds - Foreign	45.0%
Equity - United States	1.4%
Cash & Equivalent	0.9%

### Sector Allocations

<b>Defensive</b>	<b>98.6%</b>
Fixed Income	99.5%
Cash & Equivalent	-0.9%
<b>Cyclical</b>	<b>1.4%</b>
Financial Services	1.4%

### Top Holdings

Top Holdings	% Assets
United States Treasury 4.25% 15-Jan-2028	3.04%
United Arlins 2016-2 P/T Trusts 3.10% 07-Apr-2030	2.97%
Wolf Midstream Canada LP 6.40% 18-Jul-2029	2.32%
Atkinsrealis Group Inc 7.00% 12-Jun-2026	2.18%
PARKLAND CORP 3.88% 16-Jun-2026	2.17%
Federation Csses Desjardins Qc 4.26% 24-Jan-2030	1.92%
Tamarack Valley Energy Ltd 7.25% 10-May-2027	1.74%
Toronto-Dominion Bank 4.23% 01-Feb-2030	1.68%
2122256 Alberta Ltd 7.25% 26-Feb-2030	1.64%
Bell Canada 6.88% 15-Jun-2030	1.63%
<b>Total percentage of top 10 holdings</b>	<b>21.29%</b>
<b>Total number of holdings</b>	<b>227</b>

## Investment Objective

The investment objective of the Fund is to generate attractive long-term total returns through income and capital appreciation while mitigating volatility through hedging strategies. The Fund invests primarily in a diversified portfolio of Canadian and U.S. investment grade corporate and high yield fixed income securities. The Fund will use derivatives from time to time to hedge its exposure to foreign currencies, interest rates, and/or credit markets.

## Statistics

April 30, 2025

	Fund	Benchmark
Annualized Standard Dev	-	4.4%
<b>Fixed Income</b>	<b>Fund</b>	<b>Benchmark</b>
YTM	5.6%	-
Credit Quality	-	-
Average Maturity	-	-

## Risk Rating

April 30, 2025

Low	Medium	High
-----	--------	------

The chart above shows the volatility level of the fund (based on standard deviation of the fund's total returns since inception).