

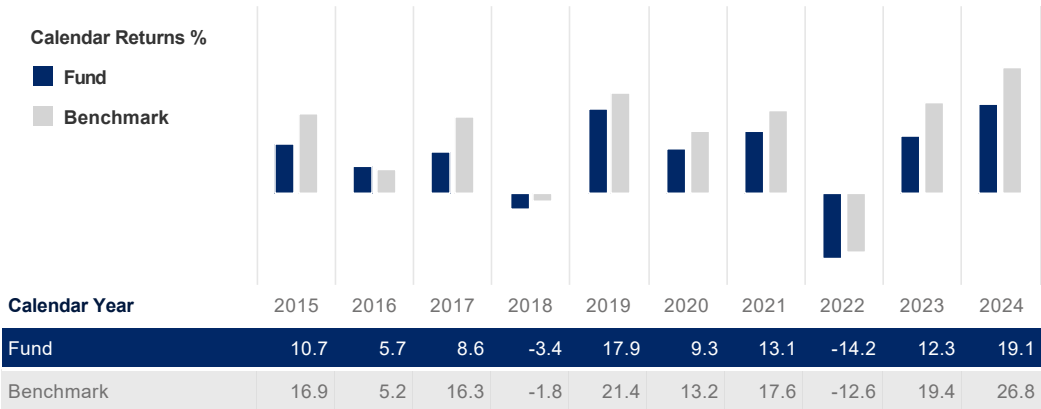
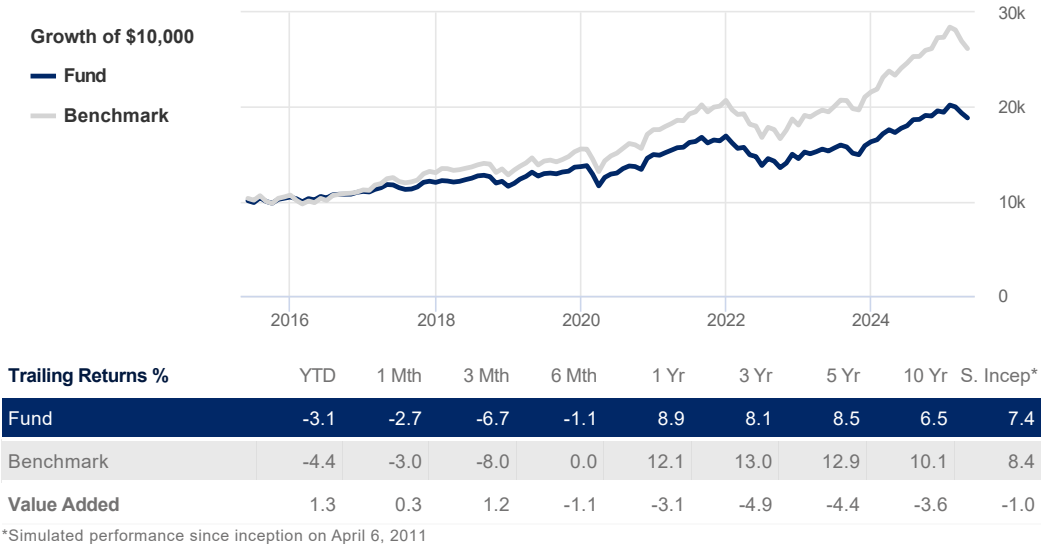
NEI Select Maximum Growth RS Portfolio Series A (NWT90012)

Benchmark Dow Jones Global TR Index (C\$)

Printed on May 16, 2025

Performance Analysis

April 30, 2025



Investment Objective

The Fund's investment objective is to provide long-term capital growth by investing primarily through exposure to equity securities. To achieve its objective, the Fund will invest in underlying mutual funds, which may be managed by NEI Investments. The Fund follows a responsible approach to investing, as described on pages 74 to 79 of this prospectus. Unitholder approval (by a majority of votes cast at a meeting of unitholders) is required prior to a fundamental change of investment objectives.

Statistics

April 30, 2025

	Fund	Benchmark
Annualized Standard Dev	8.3%	9.4%
Fixed Income	Fund	Benchmark
YTM	2.4%	-
Credit Quality	-	-
Average Maturity	-	-

Risk Rating

April 30, 2025

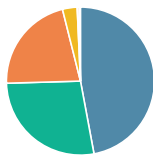
Low	Medium	High
-----	--------	------

The chart above shows the volatility level of the fund (based on standard deviation of the fund's total returns since inception).

Portfolio Allocations

March 31, 2025

Asset Allocations



Equity - United States	47.1%
Equity - International	27.5%
Equity - Canada	21.5%
Cash & Equivalent	3.2%
Bonds - Domestic	0.4%
Others	0.3%

Sector Allocations

Sensitive	48.9%
Technology	21.4%
Consumer Services	8.1%
Industrial Services	8.0%
Industrial Goods	4.2%
Energy	4.1%
Telecommunication	3.1%
Defensive	27.3%
Health Care	9.6%
Consumer Goods	8.0%
Utilities	6.1%
Cash & Equivalent	3.2%
Fixed Income	0.4%
Cyclical	22.8%
Financial Services	16.3%
Basic Material	4.3%
Real Estate	2.2%
Other	0.9%

Top Holdings

	% Assets
Top Holdings	
NEI U.S. Equity RS Fund Series I	29.13%
NEI Canadian Equity RS Fund Series I	9.01%
NEI Global Dividend RS Fund Series I	8.20%
NEI Global Equity RS Fund Series I	6.88%
NEI International Equity RS Fund Series I	6.51%
NEI Canadian Small Cap Equity RS Fund Series I	5.99%
NEI ESG Canadian Enhanced Index Fund I	3.97%
NEI Global Value Fund Series I	3.95%
NEI Long Short Equity Fund Series I	3.83%
NEI Global Growth Fund Series I	3.82%
Total percentage of top 10 holdings	81.29%
Total number of holdings	21

Exchange Traded Fund	0.5%
Other	0.4%
Mutual Fund	0.0%