

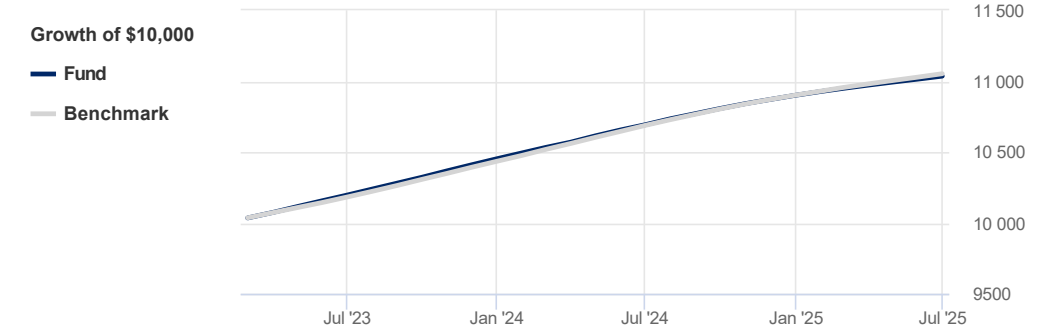
Purpose High Interest Savings ETF Class A (PFC8500)

Benchmark 91 Day Canada T-Bill

Printed on July 21, 2025

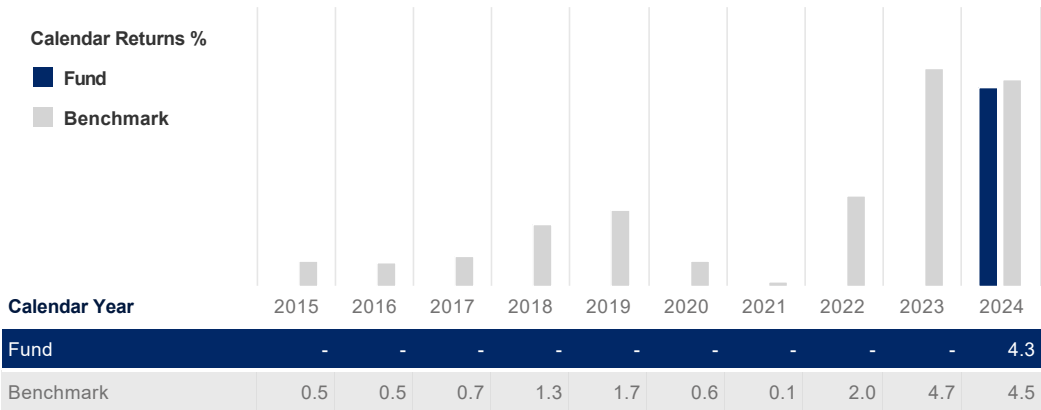
Performance Analysis

June 30, 2025



Trailing Returns %	YTD	1 Mth	3 Mth	6 Mth	1 Yr	3 Yr	5 Yr	10 Yr	S. Incep*
Fund	1.2	0.2	0.6	1.2	3.2	-	-	-	4.2
Benchmark	1.4	0.2	0.7	1.4	3.4	4.1	2.5	1.7	5.3
Value Added	-0.1	0.0	-0.1	-0.1	-0.2	-	-	-	-1.1

*Simulated performance since inception on November 24, 2022



Investment Objective

The fund seeks to maximize monthly income for unitholders while preserving capital and liquidity by investing in high interest deposit accounts and/or high-quality money market securities

Statistics

June 30, 2025

	Fund	Benchmark
Annualized Standard Dev	0.2%	0.2%
Fixed Income	Fund	Benchmark
YTM	2.7%	-
Credit Quality	-	-
Average Maturity	-	-

Risk Rating

June 30, 2025

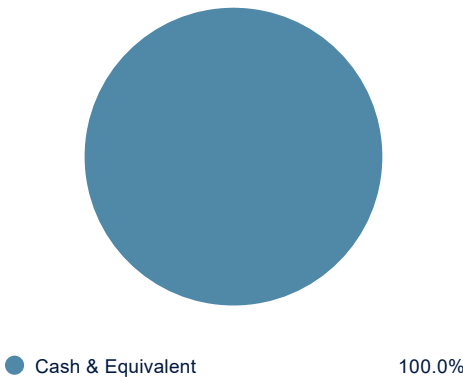
Low	Medium	High
-----	--------	------

The chart above shows the volatility level of the fund (based on standard deviation of the fund's total returns since inception).

Portfolio Allocations

December 31, 2024

Asset Allocations



Sector Allocations

Defensive	100.0%
Cash & Equivalent	100.0%

Top Holdings

Top Holdings	% Assets
National Bank Cash Account 3.25% 31-Dec-2049	45.54%
Canada Government 12-Feb-2025	10.66%
Scotiabank Deposit Account 3.75% 31-Dec-2049	9.72%
Canada Government 03-Jan-2025	8.27%
Canada Government 09-Apr-2025	8.20%
Canada Government 27-Feb-2025	5.75%
Scotiabank Cash Account 3.05% 31-Dec-2049	4.06%
Canada Government 27-Mar-2025	3.97%
Canada Government 30-Jan-2025	1.80%
Canada Government 12-Mar-2025	1.54%
Total percentage of top 10 holdings	99.51%
Total number of holdings	12