

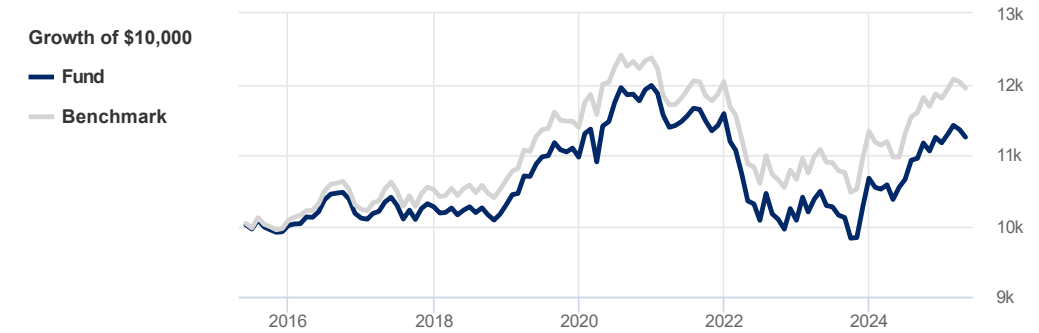
TD Canadian Bond Fund - Investor Series (TDB162)

Benchmark ICE BofA Canada Broad Market Index TR CAD

Printed on May 19, 2025

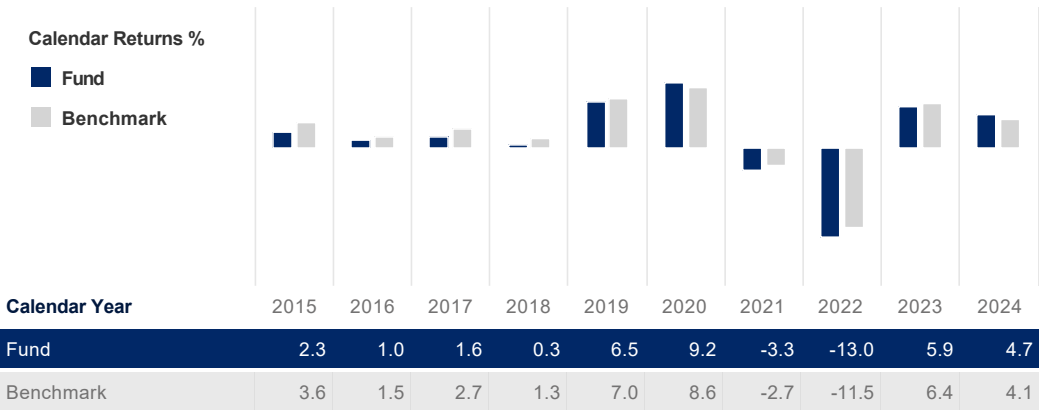
Performance Analysis

April 30, 2025



Trailing Returns %	YTD	1 Mth	3 Mth	6 Mth	1 Yr	3 Yr	5 Yr	10 Yr	S. Incep*
Fund	0.7	-0.9	-0.4	1.8	8.5	2.8	-0.3	1.2	5.6
Benchmark	1.2	-0.8	0.1	2.2	8.8	3.2	-0.1	1.8	4.3
Value Added	-0.5	-0.2	-0.5	-0.4	-0.4	-0.4	-0.2	-0.6	1.2

*Simulated performance since inception on June 29, 1988



Investment Objective

The fundamental investment objective is to earn a high rate of interest income through investments in high-quality bonds and debentures issued principally by Canadian borrowers in Canadian dollars. These securities may consist of debt obligations of, or guaranteed by, Canadian federal, provincial or municipal governments, Canadian chartered banks, Canadian loan or trust companies or Canadian corporations.

Statistics

April 30, 2025

	Fund	Benchmark
Annualized Standard Dev	4.3%	4.4%
Fixed Income	Fund	Benchmark
YTM	4.2%	-
Credit Quality	-	-
Average Maturity	-	-

Risk Rating

April 30, 2025

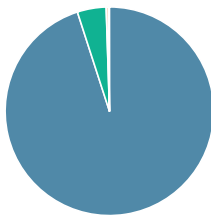
Low	Medium	High
-----	--------	------

The chart above shows the volatility level of the fund (based on standard deviation of the fund's total returns since inception).

Portfolio Allocations

December 31, 2024

Asset Allocations



Bonds - Domestic	95.0%
Cash & Equivalent	4.5%
Bonds - Foreign	0.3%
Other	0.2%

Sector Allocations

Defensive	100.0%
Fixed Income	95.5%
Cash & Equivalent	4.5%

Top Holdings

Top Holdings	% Assets
Canada Government 3.25% 01-Dec-2033	4.56%
Canada Government 2.50% 01-Dec-2032	4.24%
Canada Government 1.75% 01-Dec-2053	3.16%
Canada Government 2.75% 01-Jun-2033	2.85%
Canada Government 2.75% 01-Dec-2055	2.57%
Canada Government 3.25% 01-Dec-2034	2.43%
Canada Government 2.00% 01-Jun-2032	2.39%
Canada Government 2.00% 01-Dec-2051	1.90%
CAN 10YR BOND FUT 20-Mar-2025	1.79%
Ontario Province 4.15% 02-Dec-2054	1.75%
Total percentage of top 10 holdings	27.64%
Total number of holdings	287