

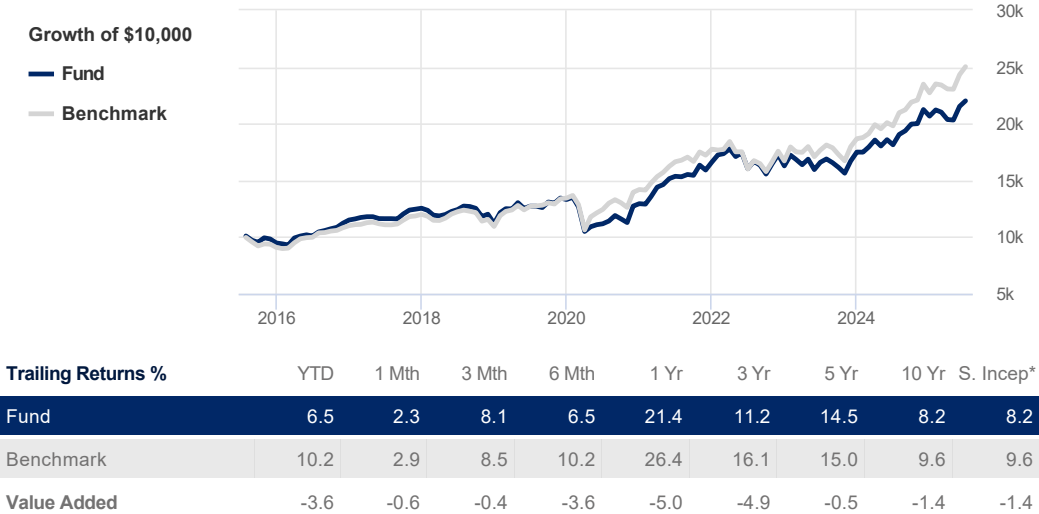
TD Dividend Growth Class - Investor Series (TDB2180)

Benchmark S&P/TSX Composite Index TR

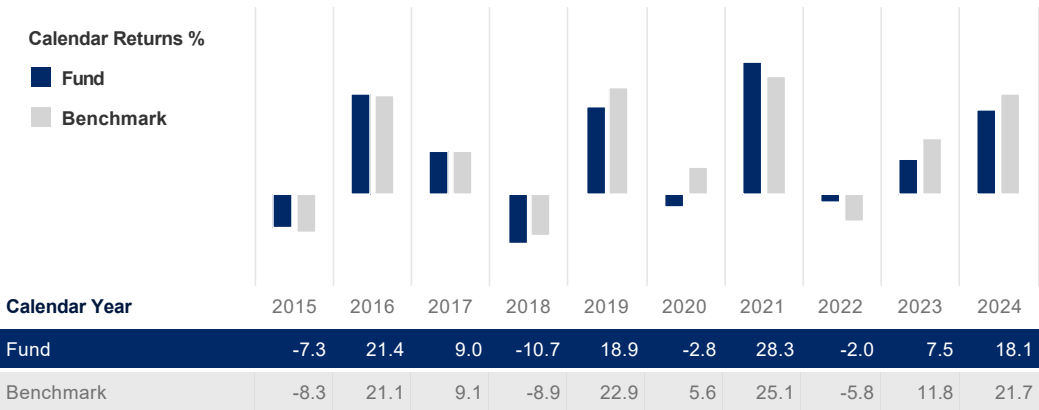
Printed on July 21, 2025

Performance Analysis

June 30, 2025



*Simulated performance since inception on September 7, 2010



Investment Objective

The fundamental investment objective is to seek to provide steady growth and the potential for dividend income by investing primarily in, or gaining exposure to, high-quality, high-yield equity securities and other income-producing instruments of Canadian issuers.

Statistics

June 30, 2025

	Fund	Benchmark
Annualized Standard Dev	10.9%	10.6%
Fixed Income	Fund	Benchmark
YTM	-	-
Credit Quality	-	-
Average Maturity	-	-

Risk Rating

June 30, 2025

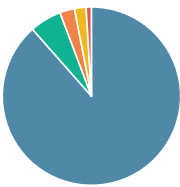
Low	Medium	High
-----	--------	------

The chart above shows the volatility level of the fund (based on standard deviation of the fund's total returns since inception).

Portfolio Allocations

November 30, 2024

Asset Allocations



Equity - Canada	88.5%
Equity - United States	5.8%
Income Unit Trust	2.7%
Equity - International	2.1%
Cash & Equivalent	1.0%

Sector Allocations

Cyclical	53.4%
Financial Services	50.1%
Basic Material	2.3%
Real Estate	0.9%
Sensitive	41.7%
Energy	14.2%
Industrial Services	9.6%
Consumer Services	8.2%
Technology	4.3%
Telecommunication	2.7%
Industrial Goods	2.6%
Defensive	5.0%
Utilities	2.2%
Health Care	1.0%
Cash & Equivalent	1.0%
Consumer Goods	0.9%

Top Holdings

Top Holdings	% Assets
TD Dividend Growth Fund - Investor Series	99.88%
Cash and Cash Equivalents	0.12%
Total percentage of top 10 holdings	100.00%
Total number of holdings	2