

# TD Precious Metals Fund - Advisor Series (TDB292)

Benchmark Dow Jones Precious Metals TR Index (C\$)

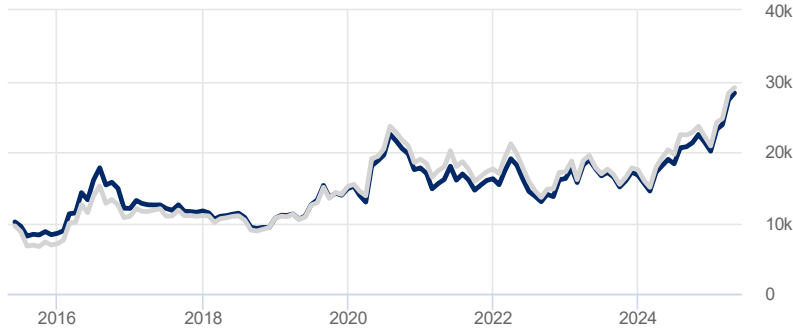
Printed on May 14, 2025

## Performance Analysis

April 30, 2025

### Growth of \$10,000

— Fund  
— Benchmark



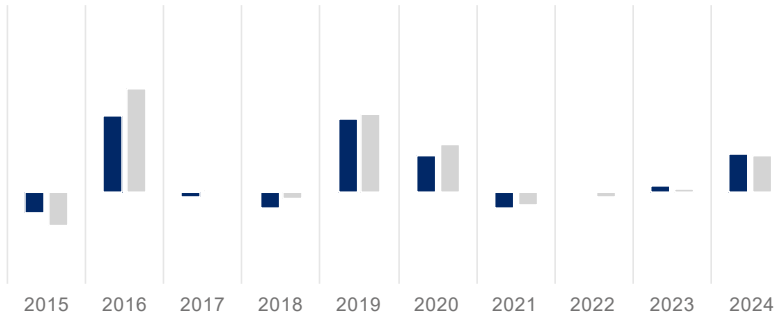
### Trailing Returns %

	YTD	1 Mth	3 Mth	6 Mth	1 Yr	3 Yr	5 Yr	10 Yr	S. Incep*
Fund	40.9	3.7	22.1	26.0	57.0	16.0	9.4	11.0	3.0
Benchmark	39.5	2.8	20.2	23.0	51.6	13.8	8.8	11.3	6.7
Value Added	1.4	0.9	1.9	3.0	5.4	2.2	0.6	-0.3	-3.7

\*Simulated performance since inception on September 6, 2006

### Calendar Returns %

■ Fund  
■ Benchmark



Calendar Year	Fund	Benchmark
2015	-11.2	-18.0
2016	41.2	55.1
2017	-2.9	1.0
2018	-8.9	-3.5
2019	39.4	42.0
2020	19.6	25.4
2021	-8.6	-7.2
2022	0.1	-2.5
2023	3.0	1.9
2024	20.2	19.2

## Investment Objective

The fundamental investment objective is to achieve longterm capital growth by investing directly in gold, silver and platinum situated in Canada, by investing in deposit receipts and certificates evidencing such commodities, and by investing in the securities of Canadian and international issuers engaged in the exploration, mining and production of precious metals and stones.

## Statistics

April 30, 2025

	Fund	Benchmark
Annualized Standard Dev	24.7%	26.5%
Fixed Income	Fund	Benchmark
YTM	-	-
Credit Quality	-	-
Average Maturity	-	-

## Risk Rating

April 30, 2025

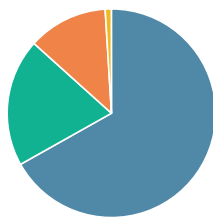
Low	Medium	High
-----	--------	------

The chart above shows the volatility level of the fund (based on standard deviation of the fund's total returns since inception).

## Portfolio Allocations

December 31, 2024

### Asset Allocations



Equity - Canada	66.9%
Equity - International	19.8%
Equity - United States	12.4%
Cash & Equivalent	1.0%

### Sector Allocations

Cyclical	93.2%
Basic Material	93.2%
Other	5.9%
Other	5.9%
Defensive	1.0%
Cash & Equivalent	1.0%

### Top Holdings

Top Holdings	% Assets
Agnico Eagle Mines Ltd - Common	9.89%
Franco-Nevada Corp - Common	9.88%
Wheaton Precious Metals Corp - Common	9.19%
Newmont Corp - Common	8.13%
Barrick Gold Corp - Common	7.66%
Kinross Gold Corp - Common	6.61%
Alamos Gold Inc - Common CI A	5.35%
Royal Gold Inc - Common	4.85%
Gold Fields Ltd - ADR	4.77%
AngloGold Ashanti Ltd - Common	4.65%
Total percentage of top 10 holdings	70.98%
Total number of holdings	29