

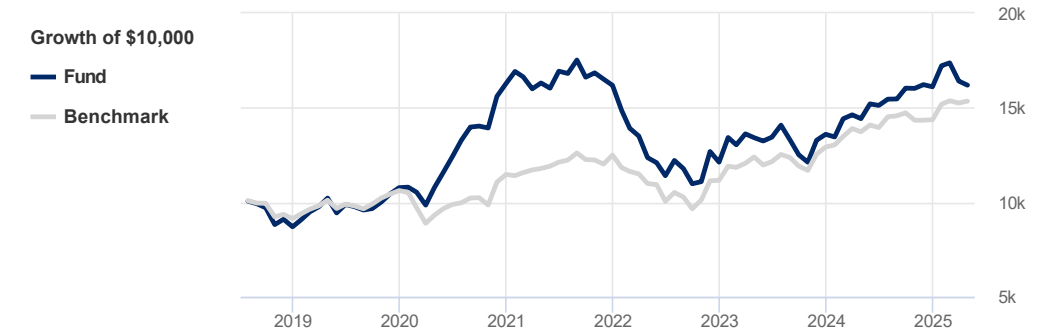
Vanguard International Growth Fund Series F (VIC400)

Benchmark Dow Jones Dev Markets ex-North America TR Index C\$

Printed on May 22, 2025

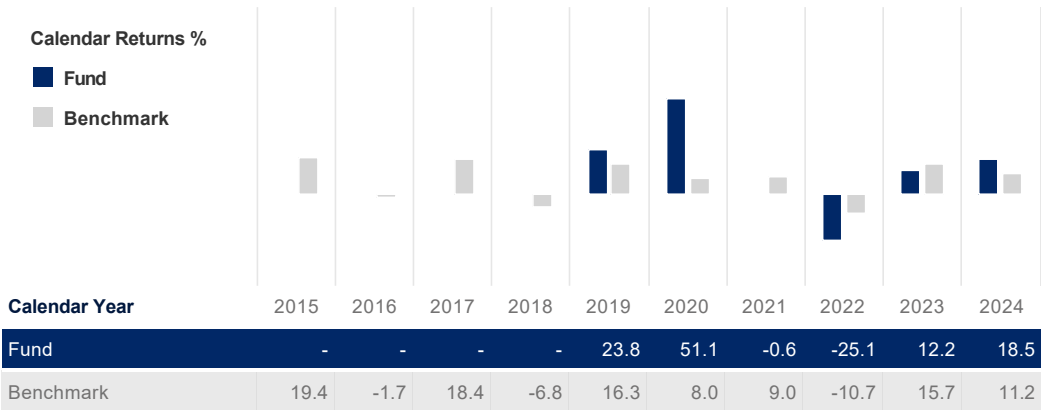
Performance Analysis

April 30, 2025



Trailing Returns %	YTD	1 Mth	3 Mth	6 Mth	1 Yr	3 Yr	5 Yr	10 Yr	S. Incep*
Fund	0.5	-1.3	-6.0	1.1	12.3	9.4	8.5	-	6.7
Benchmark	6.9	0.7	1.1	7.1	11.8	11.8	10.5	6.7	6.2
Value Added	-6.3	-2.0	-7.1	-6.0	0.5	-2.4	-2.0	-	0.5

*Simulated performance since inception on June 20, 2018



Investment Objective

The Fund seeks to provide long-term capital appreciation by investing primarily in the stocks of companies located outside Canada and the United States.

Statistics

April 30, 2025

	Fund	Benchmark
Annualized Standard Dev	11.4%	7.9%
Fixed Income	Fund	Benchmark
YTM	-	-
Credit Quality	-	-
Average Maturity	-	-

Risk Rating

April 30, 2025

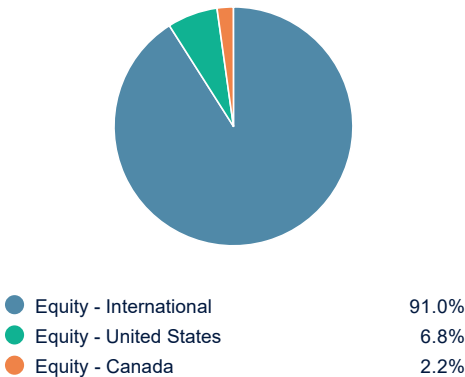
Low	Medium	High
-----	--------	------

The chart above shows the volatility level of the fund (based on standard deviation of the fund's total returns since inception).

Portfolio Allocations

September 30, 2024

Asset Allocations



Sector Allocations

Sensitive	61.5%
Technology	38.3%
Consumer Services	10.6%
Industrial Goods	7.4%
Industrial Services	3.0%
Energy	1.5%
Telecommunication	0.7%
Defensive	26.2%
Consumer Goods	13.8%
Health Care	11.6%
Utilities	0.8%
Cyclical	11.9%
Financial Services	11.0%
Basic Material	0.9%
Other	0.5%
Other	0.5%

Top Holdings

Top Holdings	% Assets
Taiwan Semiconductor Manufactrg Co Ltd - Common	5.84%
Mercadolibre Inc - Common	5.22%
Spotify Technology SA - Common	4.16%
Adyen NV - Common	3.49%
ASML Holding NV - Common	3.30%
Meituan - Common	2.58%
Atlas Copco AB - Common CI A	2.37%
Coupang Inc - Common CI A	2.33%
Ferrari NV - Common	2.32%
Byd Co Ltd - Common CI H	2.15%
Total percentage of top 10 holdings	33.76%
Total number of holdings	125