

Waratah Alternative Equity Income Fund Class F (WCAL4F)

Benchmark S&P/TSX Composite Index TR

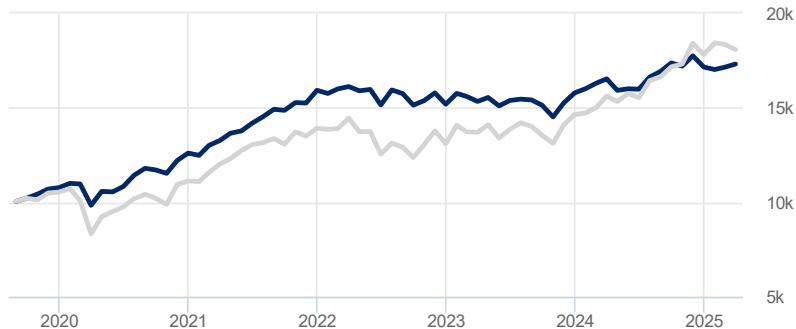
Printed on April 25, 2025

Performance Analysis

March 31, 2025

Growth of \$10,000

— Fund
— Benchmark



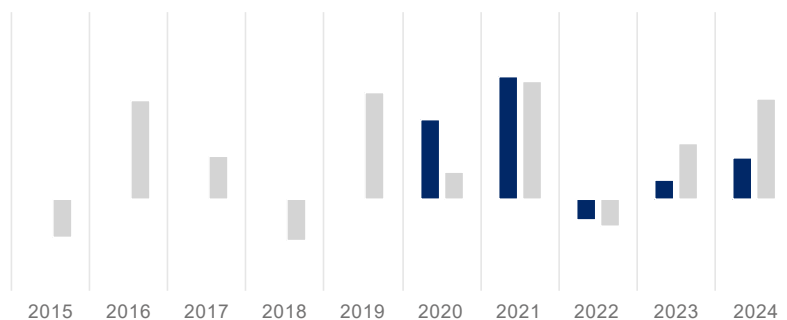
Trailing Returns %

	YTD	1 Mth	3 Mth	6 Mth	1 Yr	3 Yr	5 Yr	10 Yr	S. Incep*
Fund	0.9	1.0	0.9	-0.3	4.7	2.4	12.0	-	10.0
Benchmark	1.5	-1.5	1.5	5.3	15.8	7.8	16.8	8.5	9.5
Value Added	-0.6	2.5	-0.6	-5.7	-11.1	-5.4	-4.8	-	0.5

*Simulated performance since inception on July 24, 2019

Calendar Returns %

■ Fund
■ Benchmark



Calendar Year

Fund	-	-	-	-	-	17.0	26.4	-4.6	3.9	8.7
Benchmark	-8.3	21.1	9.1	-8.9	22.9	5.6	25.1	-5.8	11.8	21.7

Investment Objective

The investment objective of the Fund is to provide investors with a combination of income and long-term capital appreciation through investments in the equity securities of companies which have strong cash flows and an ability to maintain or grow cash flow. The Manager will utilize research-driven stock selection with a focus on bottom-up fundamental research and active portfolio construction to produce attractive risk-adjusted returns.

Statistics

March 31, 2025

	Fund	Benchmark
Annualized Standard Dev	8.3%	10.8%
Fixed Income	Fund	Benchmark
YTM	-	-
Credit Quality	-	-
Average Maturity	-	-

Risk Rating

March 31, 2025

Low	Medium	High
	Medium	


The chart above shows the volatility level of the fund (based on standard deviation of the fund's total returns since inception).

Portfolio Allocations

Asset Allocations

Sector Allocations

Top Holdings



Top Holdings	% Assets
Total percentage of top 10 holdings	-
Total number of holdings	-