

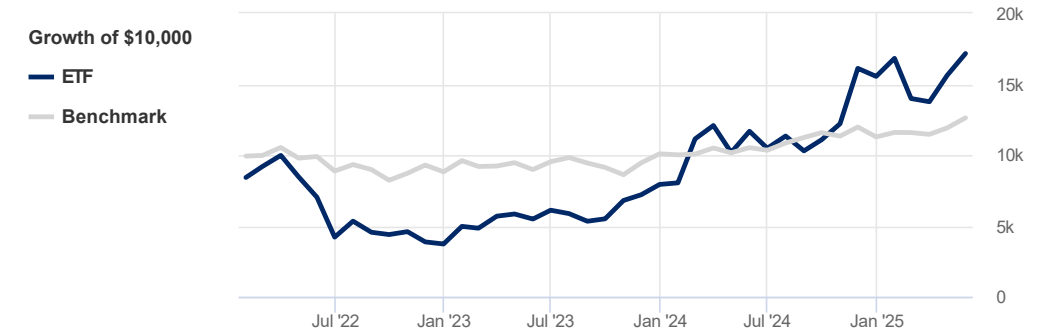
Purpose Bitcoin Yield ETF (XTSE:BTCY.U)

Benchmark S&P/TSX Composite Index TR U\$

Printed on June 30, 2025

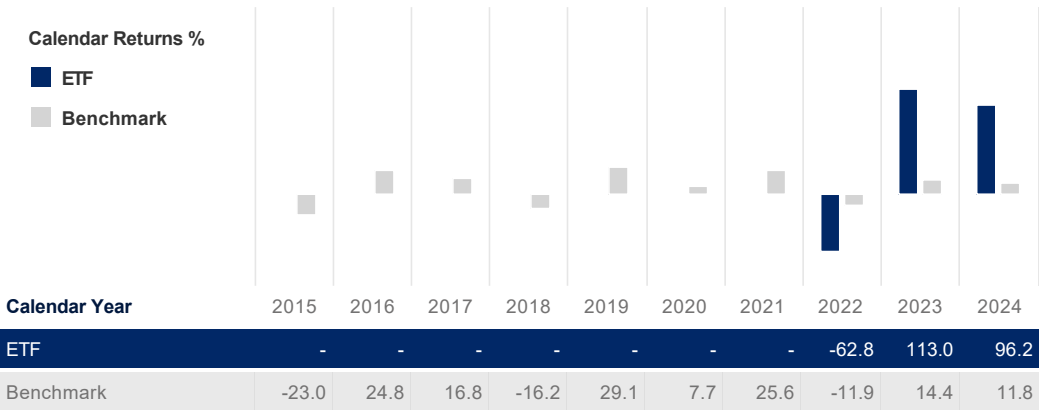
Performance Analysis

May 31, 2025



Trailing Returns %	YTD	1 Mth	3 Mth	6 Mth	1 Yr	3 Yr	5 Yr	10 Yr	S. Incep*
ETF	10.4	9.9	22.7	6.5	47.0	34.7	-	-	9.9
Benchmark	12.0	6.0	9.0	5.4	20.0	8.5	15.0	7.9	8.3
Value Added	-1.6	3.9	13.7	1.1	27.0	26.2	-	-	1.6

*Simulated performance since inception on December 2, 2021



Investment Objective

The fund seeks to provide unitholders with (a) monthly distributions and (b) long-term capital appreciation. The fund will achieve its investment objectives primarily by obtaining exposure to Bitcoin and by implementing a derivatives based strategy in respect of portfolio securities. The fund will not change its fundamental investment objectives unless the consent of a majority of the fund's unitholders has been obtained.

Statistics

May 31, 2025

	ETF	Benchmark
Annualized Standard Dev	45.5%	12.8%
Fixed Income	ETF	Benchmark
YTM	-	-
Credit Quality	-	-
Average Maturity	-	-

Risk Rating

May 31, 2025

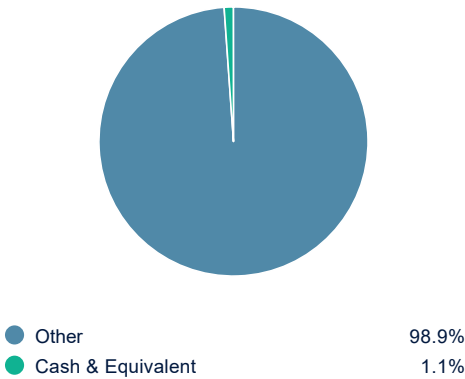
Low	Low to Medium	Medium	Medium to High	High
-----	---------------	--------	----------------	------

The chart above shows the volatility level of the ETF (based on standard deviation of the ETF's total returns since inception).

Portfolio Allocations

December 31, 2024

Asset Allocations



Sector Allocations

Other	98.9%
Other	98.3%
Mutual Fund	0.6%
Defensive	1.1%
Cash & Equivalent	1.1%

Top Holdings

Top Holdings	% Assets
Purpose Bitcoin ETF -CAD ETF Non-Curr Hdg (BTCC.B)	99.66%
Cash and Cash Equivalents	2.81%
Canadian Dollar	-0.03%
BTCC/B CN	-0.14%
United States Dollar	-2.31%
Total percentage of top 10 holdings	99.99%
Total number of holdings	6