

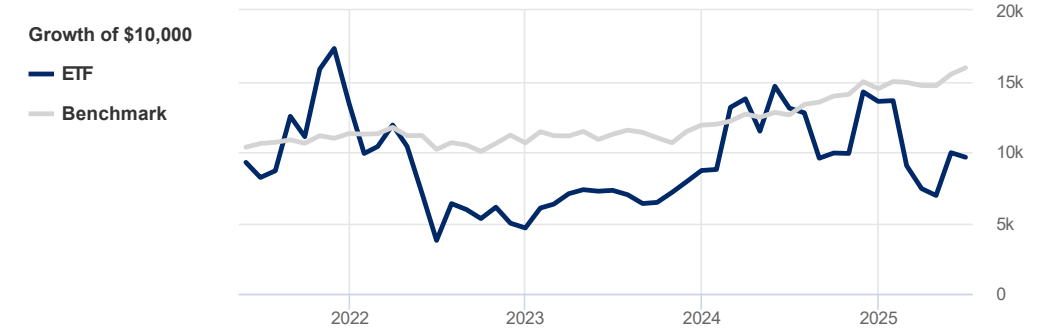
# CI Galaxy Ethereum ETF (XTSE:ETHX.B)

Benchmark S&P/TSX Composite Index TR

Printed on July 16, 2025

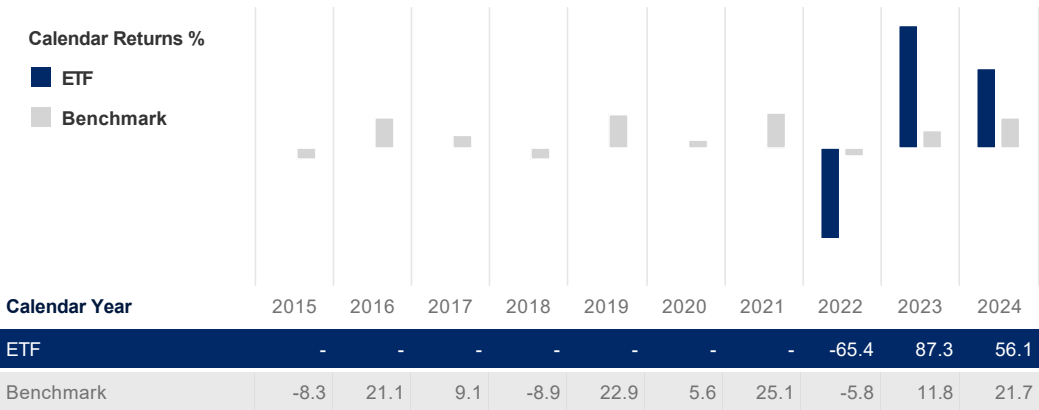
## Performance Analysis

June 30, 2025



Trailing Returns %	YTD	1 Mth	3 Mth	6 Mth	1 Yr	3 Yr	5 Yr	10 Yr	S. Incep*
ETF	-29.0	-3.2	29.8	-29.0	-26.4	36.8	-	-	4.8
Benchmark	10.2	2.9	8.5	10.2	26.4	16.1	15.0	9.6	9.6
Value Added	-39.2	-6.1	21.3	-39.2	-52.8	20.7	-	-	-4.8

\*Simulated performance since inception on April 16, 2021



## Investment Objective

The ETF's investment objective is to provide holders of Units (the "Unitholders") with exposure to Ether ("ETH") through an institutional-quality fund platform.

## Statistics

June 30, 2025

	ETF	Benchmark
Annualized Standard Dev	80.9%	10.6%
Fixed Income	ETF	Benchmark
YTM	-	-
Credit Quality	-	-
Average Maturity	-	-

## Risk Rating

June 30, 2025

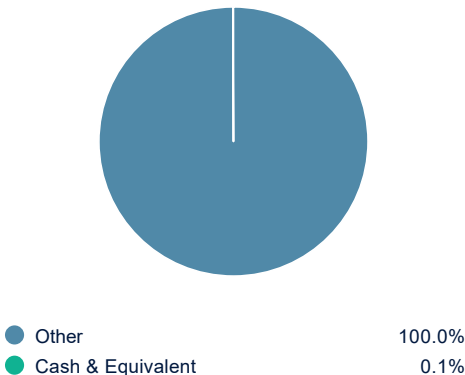
Low	Low to Medium	Medium	Medium to High	High
-----	---------------	--------	----------------	------

The chart above shows the volatility level of the ETF (based on standard deviation of the ETF's total returns since inception).

## Portfolio Allocations

December 31, 2024

### Asset Allocations



### Sector Allocations

Other	100.0%
Other	100.0%
Defensive	0.1%
Cash & Equivalent	0.1%

### Top Holdings

Top Holdings	% Assets
Ethereum 1 XETH IN USD	100.00%
Total percentage of top 10 holdings	100.00%
Total number of holdings	2