

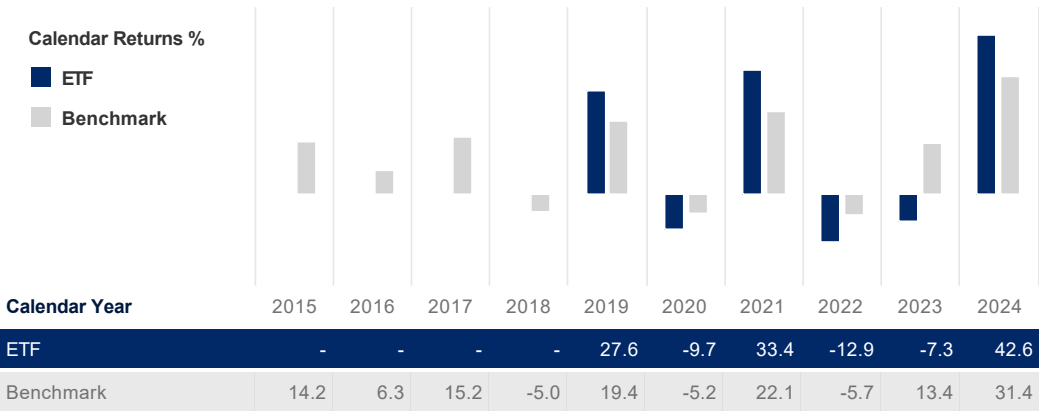
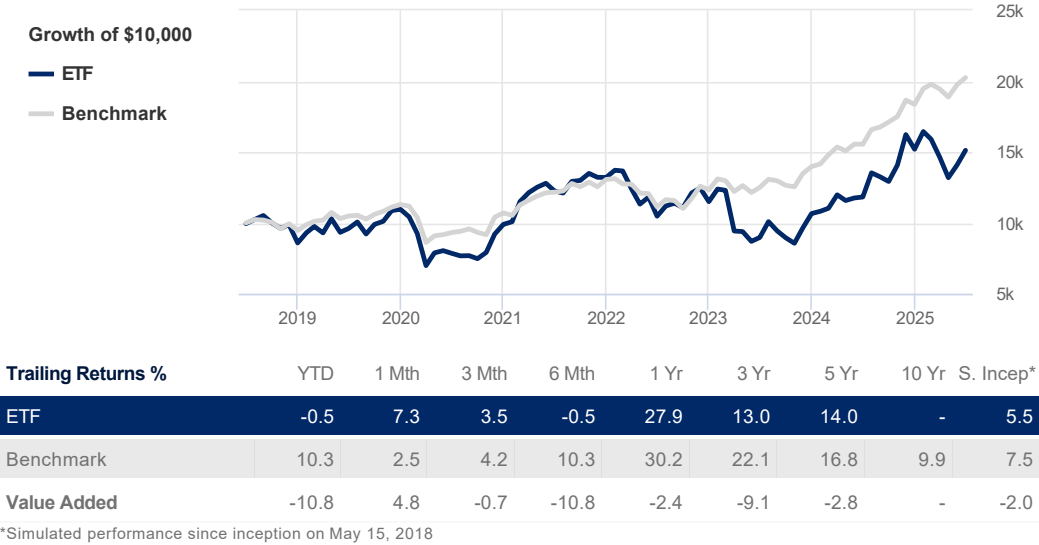
RBC U.S. Banks Yield Index ETF (XTSE:RUBY)

Benchmark Dow Jones Global Financials TR Index (C\$)

Printed on July 23, 2025

Performance Analysis

June 30, 2025



Investment Objective

RBC U.S. Banks Yield Index ETF seeks to replicate, to the extent possible and before fees and expenses, the performance of a U.S. bank stocks index. Currently, the RBC U.S. Banks Yield Index ETF seeks to track the Solactive U.S. Banks Yield Index (or any successor thereto).

Statistics

June 30, 2025

	ETF	Benchmark
Annualized Standard Dev	30.3%	11.3%
Fixed Income	ETF	Benchmark
YTM	-	-
Credit Quality	-	-
Average Maturity	-	-

Risk Rating

June 30, 2025

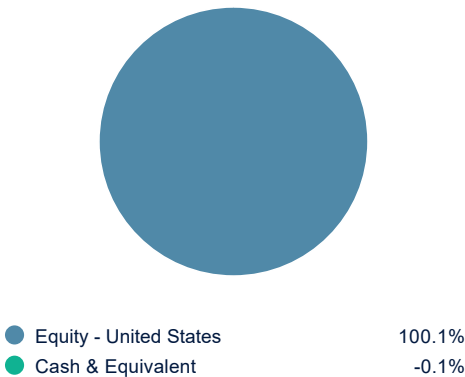
Low	Low to Medium	Medium	Medium to High	High
-----	---------------	--------	----------------	------

The chart above shows the volatility level of the ETF (based on standard deviation of the ETF's total returns since inception).

Portfolio Allocations

March 31, 2025

Asset Allocations



Sector Allocations

Cyclical	100.1%
Financial Services	100.1%
Defensive	-0.1%
Cash & Equivalent	-0.1%

Top Holdings

Top Holdings	% Assets
Ally Financial Inc - Common	7.57%
Fifth Third Bancorp - Common	7.16%
US Bancorp - Common	7.15%
Regions Financial Corp - Common	7.13%
PNC Financial Services Group Inc - Common	7.07%
Huntington Bancshares Inc - Common	7.06%
Citizens Financial Group Inc - Common	6.97%
Bank of America Corp - Common	4.86%
First Horizon Corp - Common	4.78%
M&T Bank Corp - Common	4.78%
Total percentage of top 10 holdings	64.53%
Total number of holdings	23