

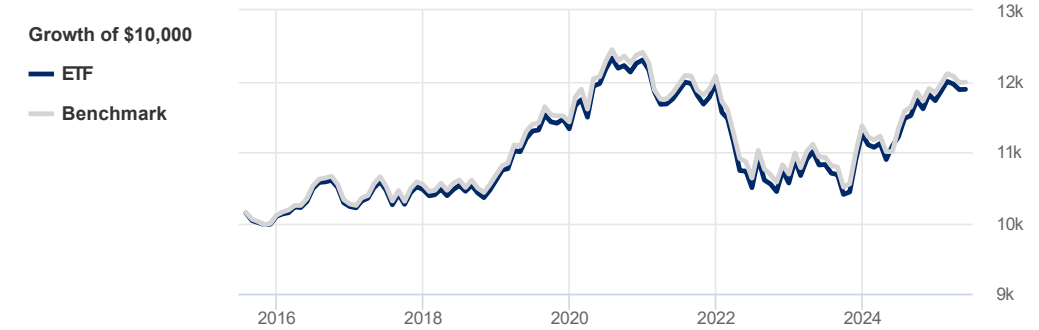
# iShares Canadian Universe Bond Index ETF (XTSE:XBB)

Benchmark ICE BofA Canada Broad Market Index TR CAD

Printed on July 4, 2025

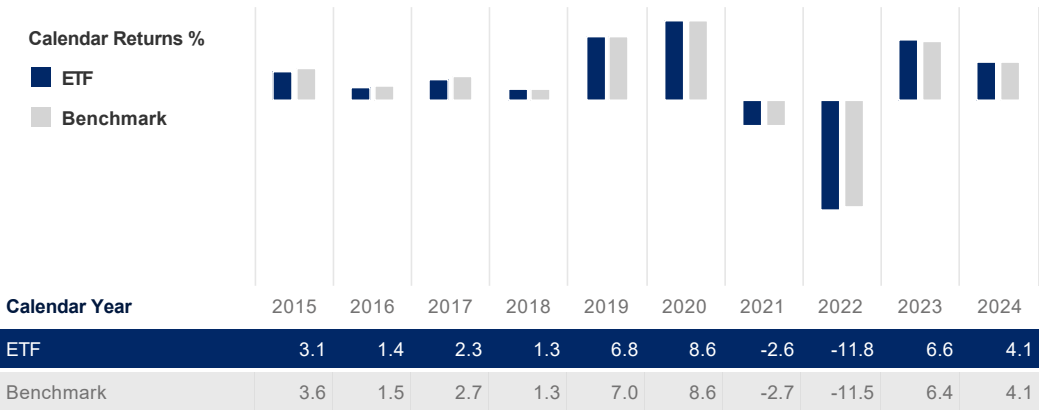
## Performance Analysis

May 31, 2025



Trailing Returns %	YTD	1 Mth	3 Mth	6 Mth	1 Yr	3 Yr	5 Yr	10 Yr	S. Incep*
ETF	1.4	0.0	-0.9	0.6	7.2	3.5	-0.1	1.7	4.1
Benchmark	1.3	0.1	-1.0	0.8	8.9	3.3	-0.1	1.8	4.3
Value Added	0.1	0.0	0.0	-0.1	-1.7	0.1	0.0	-0.1	-0.2

\*Simulated performance since inception on November 20, 2000



## Investment Objective

The iShares DEX Universe Bond Index Fund seeks to provide income by replicating, to the extent possible, the performance of the DEX Universe Bond Index™, net of expenses.

## Statistics

May 31, 2025

	ETF	Benchmark
Annualized Standard Dev	3.9%	4.4%
Fixed Income	ETF	Benchmark
YTM	3.5%	-
Credit Quality	-	-
Average Maturity	-	-

## Risk Rating

May 31, 2025

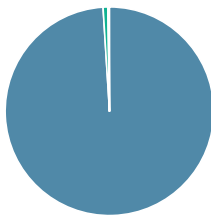
Low	Low to Medium	Medium	Medium to High	High
-----	---------------	--------	----------------	------

The chart above shows the volatility level of the ETF (based on standard deviation of the ETF's total returns since inception).

## Portfolio Allocations

April 30, 2025

### Asset Allocations



Bonds - Domestic	99.1%
Bonds - Foreign	0.7%
Cash & Equivalent	0.2%
Other	0.1%

### Sector Allocations

Defensive	100.0%
Fixed Income	99.8%
Cash & Equivalent	0.2%
Cyclical	0.0%
Financial Services	0.0%

### Top Holdings

Top Holdings	% Assets
Canada Government 3.00% 01-Jun-2034	1.44%
Canada Government 2.75% 01-Mar-2030	1.39%
Canada Government 3.50% 01-Sep-2029	1.32%
Canada Government 3.25% 01-Dec-2034	1.30%
Canada Government 1.50% 01-Jun-2031	1.23%
Canada Government 4.00% 01-Mar-2029	1.20%
Canada Government 1.50% 01-Dec-2031	1.11%
Canada Government 1.25% 01-Jun-2030	1.10%
Canada Government 2.00% 01-Dec-2051	1.06%
Canada Government 2.75% 01-Dec-2055	1.05%
Total percentage of top 10 holdings	12.20%
Total number of holdings	1,719